

H2.2 - ABC4Trust Architecture for Developers

*Patrik Bichsel, Jan Camenisch, Maria Dubovitskaya, Robert R.
Enderlein, Ioannis Krontiris, Anja Lehmann, Gregory Neven, Janus
Dam Nielsen, Christian Paquin, Franz-Stefan Preiss, Kai Rannenberg,
Michael Stausholm, Harald Zwingelberg*

Editor: Ioannis Krontiris (Goethe University Frankfurt)
*Reviewers: Norbert Götze (Nokia Siemens Networks), Jakob Illeborg Pagter
(Alexandra Institute)*
Identifier: H2.2
Type: Heartbeat
Version: 1.0
Date: 29/10/2013
Status: Final
Class: Public

A large, faint, light blue watermark of the ABC4TRUST logo is visible in the background of the abstract section.

Abstract

The goal of ABC4Trust is to address the federation and interchangeability of technologies that support trustworthy yet privacy-preserving Attribute-based Credentials (ABC). Towards this goal, one of the main objectives of the project is to define a common, unified architecture for privacy-ABC systems to allow comparing their respective features and combining them on common platforms. The first version of this architecture is described in deliverable D2.1 of the project. Its main contribution is the specification of the data artifacts exchanged between the implicated entities (i.e. issuer, user, verifier, revocation authority, etc.), in such a way that the underlying differences of concrete Privacy-ABC implementations are abstracted away through the definition of formats that can convey information independently from the mechanism-specific cryptographic data. It also defines all technology-agnostic components and corresponding APIs a system needs to implement in order to perform the corresponding operations. The ABC4Trust architecture is an ongoing work and it continuously evolves, so this Heartbeat H2.2 document comes to present the second update of D2.1. This document targets to keep early adopters up-to-date, so it presents only those changes that are relevant to the development of applications and removes the details of the internal components.

The research leading to these results has received funding from the European Community's Seventh Framework Programme (FP7/2007-2013) under grant agreement n° 257782 for the project Attribute-based Credentials for Trust (ABC4Trust) as part of the "ICT Trust and Security Research" theme.

Members of the ABC4TRUST consortium

1.	Alexandra Institute AS	ALX	Denmark
2.	CryptoExperts SAS	CRX	France
3.	Eurodocs AB	EDOC	Sweden
4.	IBM Research – Zurich	IBM	Switzerland
5.	Johann Wolfgang Goethe – Universität Frankfurt	GUF	Germany
6.	Microsoft Research and Development	MS	France
7.	Miracle A/S	MCL	Denmark
8.	Nokia Siemens Networks Management International GmbH	NSN	Germany
9.	Research Academic Computer Technology Institute	CTI	Greece
10.	Söderhamn Kommun	SK	Sweden
11.	Technische Universität Darmstadt	TUD	Germany
12.	Unabhängiges Landeszentrum für Datenschutz	ULD	Germany

Disclaimer: The information in this document is provided "as is", and no guarantee or warranty is given that the information is fit for any particular purpose. The above referenced consortium members shall have no liability for damages of any kind including without limitation direct, special, indirect, or consequential damages that may result from the use of these materials subject to any liability which is mandatory due to applicable law.

Copyright 2012 by Goethe University Frankfurt, IBM Research - Zurich, Microsoft Research and Development

List of Contributors

Chapter	Author(s)
Executive Summary	Ioannis Krontiris (GUF)
First Chapter	Ioannis Krontiris (GUF), Kai Rannenberg (GUF)
Second Chapter	Gregory Neven (IBM)
Third Chapter	Jan Camenisch (IBM), Anja Lehmann (IBM)
Fourth Chapter	Patrik Bichsel (IBM), Jan Camenisch (IBM), Maria Dubovitskaya (IBM), Robert R. Enderlein (IBM), Anja Lehmann (IBM), Gregory Neven (IBM), Christian Paquin (MS), Franz-Stefan Preiss (IBM)
Fifth Chapter	Jan Camenisch (IBM), Anja Lehmann (IBM), Gregory Neven (IBM), Janus Dam Nielsen (ALX), Christian Paquin (MS), Franz-Stefan Preiss (IBM), Michael Stausholm (ALX)
Sixth Chapter	Christian Paquin (MS)

Executive Summary

ABC4Trust produces an architectural framework for Privacy-ABC technologies that allows different realizations of these technologies to coexist, be interchanged, and federated. This enables users to obtain credentials following different Privacy-ABC technologies and use them indifferently on the same hardware and software platforms, as well as service providers to adopt whatever Privacy-ABC technology best suits their needs.

In particular, the architecture has been designed to decompose future (reference) implementations of Privacy-ABC technologies into sets of modules and specify the abstract functionality of these components in such a way that they are independent from algorithms or cryptographic components used underneath. The functional decomposition foresees possible architectural extensions to additional functional modules that may be desirable and feasible using future Privacy-ABC technologies or extensions of existing ones.

The architecture of ABC4Trust is defined by following a layered approach, where all Privacy-ABC related functionalities are grouped together in a layer called ABCE (ABC Engine). Deliverable D2.1 “Architecture for Attribute-based Credential Technologies – Version 1” [CKL+11] describes the details of this layer. More specifically, it provides simple interfaces towards the application layer, thereby abstracting the internal design and structure. So the architecture defines and standardizes all the technology-agnostic components of the ABCE layer, as well as the APIs they provide. For the latter, the architecture defines first the interfaces that the ABCE components offer to the upper layers (e.g. Application), as well as the APIs that the different components within the ABCE layer expose to each other.

Equally important in the architecture is the specification of the data artifacts exchanged between the implicated actors, in such a way that the underlying differences of concrete Privacy-ABCs are abstracted away through the definition of formats that can convey information independently from the mechanism-specific cryptographic data. So the document emphasizes on the XML based specification of the corresponding messages exchanged during the issuance, presentation, revocation, and inspection of privacy-enhancing attribute-based credentials.

The deployment of the reference implementation of this architecture in the pilot scenarios during the next months will give valuable feedback to the architecture design and the experiences gained will enable its finalization in the second version (M39). The second version will also concentrate on more detailed definitions needed for advanced features (e.g. algebraic operation in predicates or in carry-over issuing, efficient updates of attributes, limited spending, inspection of proofs, etc.)

However, the initial version presented in D2.1 has already started changing and this heartbeat comes as an intermediary update of some parts that particularly concern application developers. In particular, this heartbeat removes the details of how the ABCE layer looks internally and gives a simpler and more modular explanation of its functionality. Correspondingly, it presents an updated “external” API that the ABCE layer offers to the application layer, as well as an updated version of the dataformats. It also presents some updates in the definition of concepts and features of ABCs. Overall, the update reflects the current ABCE reference implementation that has been completed and being used by the pilots. What presented here is independent of the internal ABCE architecture, which is constantly evolving, but since these changes do not concern application developers, this document has removed the corresponding sections.

Table of Contents

1	Introduction	10
1.1	Privacy issues of current IdM systems	10
1.1.1	IdSP knows all user transactions	11
1.1.2	Linkability across domains	11
1.1.3	Proportionality often violated	11
1.1.4	Privacy Attribute-based Credentials	11
1.2	The ABC4Trust Project	12
1.3	The ABC4Trust Architecture.....	13
1.3.1	Goals of the Architecture	13
1.3.2	Architectural Strategies.....	14
1.4	Structure of the document	15
1.5	What's new compared to H2.1	15
2	Features and Concepts of Privacy-ABCs	16
2.1	Credentials	17
2.2	Presentation	17
2.3	Key Binding	18
2.4	Pseudonyms	19
2.5	Inspection.....	20
2.6	Credential Issuance	20
2.7	Revocation	21
3	Architecture	24
3.1	Architectural Design	24
3.2	Setup.....	26
3.3	Presentation of a Token	26
3.4	Issuance of a Credential.....	27
3.4.1	Simple Issuance.....	28
3.4.2	Advanced Issuance.....	28
3.5	Inspection.....	29
3.6	Revocation	29
4	ABC4Trust Protocol Specification	31
4.1	Terminology and Notation	31
4.1.1	Notational Conventions.....	31
4.1.2	Namespaces	32
4.2	Setup.....	32
4.2.1	Credential Specification	32
4.2.2	System Parameters	40
4.2.3	Issuer Parameters.....	40

4.2.4	Inspector Public Key	42
4.2.5	Verifier Parameters	43
4.3	Revocation	43
4.3.1	Revocation Authority Parameters	44
4.3.2	Revocation Information	45
4.3.3	Non-Revocation Evidence	46
4.4	Presentation	47
4.4.1	Presentation Policy	47
4.4.2	Presentation Token	53
4.4.3	Functions for Use in Predicates	59
4.5	Issuance	61
4.5.1	Issuance Policy	62
4.5.2	Issuance Token	64
4.5.3	Issuance Messages	65
4.5.4	Issuance Log Entries	65
4.5.5	Revocation History	66
4.5.6	Credential Description	68
4.6	Identity Selection and Credential Management	70
4.6.1	Presentation	70
4.6.2	Issuance	82
4.7	Formats Used By the Webservice API	83
4.7.1	CredentialSpecificationAndSystemParameters	83
4.7.2	IssuancePolicyAndAttributes	84
4.7.3	IssuanceMessageAndBoolean	84
4.7.4	RevocationReferences	85
4.7.5	PresentationPolicyAlternativesAndPresentationToken	85
4.7.6	AttributeList	85
4.7.7	ABCEBoolean	86
4.7.8	URISet	86
4.7.9	IssuerParametersInput	86
4.7.10	IssuanceReturn	87
5	API for Privacy-ABCs	88
5.1	ABCE methods for Users	88
5.2	ABCE methods for Verifiers	92
5.3	ABCE methods for Issuers	93
5.4	ABCE methods for Revocation Authorities	96
5.5	ABCE methods for Inspectors	99
6	Applicability to existing Identity Infrastructures	101

6.1	WS-*	101
6.2	SAML	103
6.3	OpenID	104
6.4	OAuth	105
6.4.1	Authorization grant	107
6.4.2	Access token	107
6.5	X.509 PKI	107
6.6	Integration summary	110
Appendix A - On the use of Security Levels		112
Glossary		113
Acronyms		117
Bibliography		119

Index of Figures

Figure 2.1 - Entities and interactions diagram.....	16
Figure 3.1 - Overview of the Privacy-ABC Architecture on the User Side	25
Figure 3.2 - Presentation of a Token (Application Level).....	27
Figure 3.3 - Issuance of a Credential	28
Figure 6.1 - WS-Trust protocol flow	101
Figure 6.2 - WS-Trust issuance protocol.....	102
Figure 6.3 - SAML protocol flow	103
Figure 6.4 - OpenID protocol flow.....	104
Figure 6.5 - OAuth 2.0 protocol flow.....	106
Figure 6.6 - X.509 protocol flow.....	109

Index of Tables

Table 4.1 - XML namespaces.....	32
Table A.0.1 - Security Levels (symmetric equivalent) based on ECRYPT II.....	112

1 Introduction

Many electronic applications and services require some authentication of participants to establish trust relations, either for only one endpoint of communication or for both. One widely used mechanism for this is password-based authentication. Today, individuals are asked to maintain dozens of different usernames and passwords, one for each website with which they interact. This authentication mechanism is not always optimal, since it creates a burden to individuals and encourages the reuse of passwords through multiple services, which in turns makes online fraud and identity theft easier. Spoofed website, stolen passwords and compromised accounts have negative impact not only to individuals but also to businesses and governments, who are unable to offer high-value online services.

Given the weaknesses of such a simple authentication method, multiple alternate techniques have been developed to provide a higher degree of access control and personal data management. Identity management (or IdM for short) consists of the processes and all underlying technologies for the creation, management and usage of digital identities. Broadly speaking, these techniques come to cover the need of individuals and businesses to verify whether a presented identifier or identity is actually representing the entity one trusts or that is entitled to enter into a certain transaction or communication [DEF11].

In this chapter, we start with a brief discussion about the privacy issues concerning the current IdM systems. Then we introduce Attribute-based credentials and how they can be used to effectively resolve these privacy issues. Following that, we go through the objectives and the goals, which ABC4Trust project is aiming for, and continue with describing the design decisions and strategies which have been considered in the ABC4Trust architectural work. The last section provides an overview of the document structure and the organization of the following chapters.

1.1 Privacy issues of current IdM systems

In their everyday offline transactions, people have to present credentials in order to perform a number of operations. There are several aspects in these transactions that are privacy respecting, but have not been preserved in similar transactions online. For example, when individuals have to present their ID card to open a bank account or board an airplane, the government authority issuing the ID cards does not learn about every place individuals have to present their card.

On the other hand however, there are also some aspects of offline transactions that are not privacy respecting. For example, showing the ID card to buy alcohol at the store reveals extraneous information, such as the exact date of birth, while what is actually requested is to prove that one is over a certain age. This is not really a problem in the offline world, because the infrastructure (i.e., the clerk behind the counter) is not equipped to log and remember all disclosed information; but things change in the online world: disclosed information is forever remembered.

Users' online privacy is increasingly threatened as a number of countries are introducing or are about to introduce electronic identity cards (eID) and drivers licenses [FP11], expanding the use of credentials in the online world. Moreover, electronic ticketing and toll systems are also widely used all over the world. As such electronic devices become widespread for identification, authentication, and payment (which links them to people through credit card systems) in a broad range of scenarios.

One desirable goal of building online identity management systems should be to keep the privacy respecting aspects of the offline paradigm and resolve the negative aspects. To see the problems that emerge for privacy, one has to observe the flow and storage of information between the involved entities. A typical identity management is based on the relations between three core parties: the user

(U) who requests a service from the Relying Party (RP) that offers the service and relies on the Identity Service Provider (IdSP) to provide authentic information about the identity of the user.

We briefly review below some of the main privacy aspects of the practices followed today, based on the parties and the relations introduced [Bra00].

1.1.1 IdSP knows all user transactions

Even though the IdSP does not necessarily need to know where the user is authenticating and which service she is requesting for, this happens in a large portion of the existing federation identity management systems. More specifically, in those systems where the Identity Service Provider is involved each time a user authenticates to a Relying Party, the IdSP might be able to keep track of the user actions, depending on the exchanged information between the IdSP and the RP. This enables the IdSP to trace and link all communications and transactions of each user. Moreover, if the user does not perform an active role in the information exchange between the IdSP and the RP (e.g. OpenID [OpenID2.0]), there is a high security risk of identity theft and impersonation of the user by the IdSP or an intruder who has gained access to the IdSP resources.

1.1.2 Linkability across domains

In today's identity management systems, each Relying Party can store all the tokens that are presented to it, and can link them together. The simplest example is X.509 certificates where the certificate's public key and issuer's signature act as kind of digital fingerprint, inescapably leaving a digital trail wherever the citizen presents the certificate. In this manner, dossiers can automatically be compiled for each individual about his or her habits, behavior, movements, preferences, characteristics, and so on. Different Relying Parties can exchange and link their data on the same basis.

1.1.3 Proportionality often violated

There are many scenarios where the use of certificates unnecessarily reveals the identity of their holder, for instance scenarios where a service platform only needs to verify the age of a user but not his/her actual identity.

A typical example is the citizen PKI, where each citizen is provided with a X.509 certificate [X509] as the digital identifier for securely accessing the online services offered by the governments. These certificates contain a set of attributes such as full name, date of birth, gender, and ID number, and inevitably all will be revealed to the Relaying Party each time the certificate is presented.

Revealing more information than necessary not only harms the privacy of the users, but also increases the risk of abuse of information such as identify theft when information revealed falls in the wrong hands.

1.1.4 Privacy Attribute-based Credentials

Over the past years, a number of technologies have been developed to build Privacy-enhanced Attribute-based Credential (Privacy-ABC) systems in a way that they can be trusted, like normal cryptographic certificates, while at the same time they protect the privacy of their holder, resolving the problems discussed in the previous section, in addition to other properties.

Such Privacy-ABCs are issued just like ordinary cryptographic credentials (e.g., X.509 credentials) using a digital (secret) signature key. However, as we will see in Chapter 2, Privacy-ABCs allow their holder to transform them into a new token, in such a way that the privacy of the user is protected. Still, these transformed tokens can be verified just like ordinary cryptographic credentials (using the public verification key of the issuer) and offer the same strong security.

There are a handful of proposals on how to realize a Privacy-ABC system in the literature [Cha85, Bra93, CL01, CL04]. Notable is especially the appearance of two technologies, IBM's Identity Mixer and Microsoft's U-Prove, as well as extended work done in past EU projects. In particular, the EU-funded projects PRIME¹ and PrimeLife² have actually shown that the state-of-the art research prototypes of Privacy-ABC systems can indeed confront the privacy challenges of identity management systems.

The PRIME project has designed an architecture for privacy-enhancing identity management that combines anonymous credentials with attribute-based access control, and anonymous communication. That project has further demonstrated the practical feasibility with a prototypical implementation of that architecture and demonstrators for application areas such as e-learning and location-based services. PRIME has, however, also uncovered that in order for these concepts to be applicable in practice further research is needed in the areas of user interfaces, policy languages, and infrastructures.

The PrimeLife project has set out in 2008 to take up these challenges and made successful steps towards solutions in these areas. For instance, it has shown that Privacy-ABC systems can be employed on Smart Cards and thus address the requirements of privacy-protecting eID cards [BCGS09]. Also, in the last decade, a large number of research papers have been published solving probably all roadblocks to employ Privacy-ABC technologies in practice. This includes means to revoke certificate [Ngu05, BDDD07, CL02, CKS09], protection of credentials from malware [Cam06], protection against credential abuse [CHK+06, CHL06], proving properties about certified attributes [CG08, CCS08], and means to revoke anonymity in case of misuse [CS03].

Despite all of this, the effort of understanding Privacy-ABC technologies so far was rather theoretical and limited to individual research prototypes. Indeed, PRIME and PrimeLife showed that Privacy-ABC technologies provide the desirable level of privacy protection, but so far this has been demonstrated in a very limited number of actual production environments with real users.

Furthermore, there are no commonly agreed set of functions, features, formats, protocols, and metrics to gauge and compare these Privacy-ABC technologies, and it is hard to judge the pros and cons of the different technologies to understand which ones are best suited to which scenarios.

Thus, there is still a gap between the technical cryptography and protocol sides of these technologies and the reality of deploying them in production environments. A related problem with these emerging technologies is the lack of standards to deploy them. For instance, a position paper published by ENISA on "Privacy Features of European eID Card Specifications" [ENISA09] observes that Privacy-ABC "technologies have been available for a long time, but there has not been much adoption in mainstream applications and eID card applications" even though countries such as Austria and Germany have taken some important steps in this sense.

1.2 The ABC4Trust Project

The aim of the ABC4Trust project is to deepen the understanding in Privacy-ABC technologies, enable their efficient and effective deployment in practice, and their federation in different domains. To this end, the project:

1. Produces an architectural framework for Privacy-ABC technologies that allows different realizations of these technologies to coexist, be interchanged, and federated
 - a. Identify and describe the different functional components of Privacy-ABC technologies, e.g. for request and issue of credentials and presentation of tokens;

¹ www.prime-project.eu

² www.primelife.eu

- b. Produce a specification of data formats, interfaces, and protocols formats for this framework;
2. Defines criteria to compare the properties of realizations of these components in different technologies; and
3. Provides reference implementations of each of these components.

With a comparative understanding of today's available Privacy-ABC technologies, it will be easier for different user communities to decide which technology best serves them in which application scenario. It will also be easier to migrate to newer Privacy-ABC technologies that will undoubtedly appear over time. In addition, the same users may want to access applications requiring different Privacy-ABC technologies, and the same applications may want to cater to user communities preferring different Privacy-ABC technologies. Finally, the architecture and protocol specifications proposed by the ABC4Trust project flatten the road towards establishing standards that allow for the interchangeability and federation of Privacy-ABC technologies.

1.3 The ABC4Trust Architecture

From the three project goals above, this document focuses on the first one, namely the architecture for Privacy-ABC technologies. This is presented extensively in the chapters to follow. It is however useful for the reader to first understand the goals and design considerations that were taken into account during the design of this architecture. This subsection elaborates on these decisions and prepares the reader for the chapters that follow.

1.3.1 Goals of the Architecture

A contribution of this project to the state of the art is the definition of a common unified architecture for federating and interchanging different Privacy-ABC systems in a way that

1. users will be able to obtain credentials for many Privacy-ABC technologies and use them indifferently on the same hardware and software platforms, and
2. service providers and IdSPs will be able to adopt whatever Privacy-ABC technology best suits their needs.

Furthermore, the architecture has been designed to decompose future (reference) implementations of Privacy-ABC technologies into sets of modules and specify the abstract functionality of these components in such a way that they are independent from algorithms or cryptographic components used underneath. The functional decomposition foresees possible architectural extensions to additional functional modules that may be desirable and feasible using future Privacy-ABC technologies or extensions of existing ones.

Indeed the project aims not only to federate Privacy-ABC systems but to let them coexist on the same platform. This in turn implies that different systems must be able to share common architecture elements such as user interfaces or credential stores. Thus common APIs must be enforced across different Privacy-ABC implementations to ensure their possible coexistence and interchangeability on the same network node. Similarly, different systems should use common communication wrappers to encode and exchange tokens and other items when communicating with peers on different network node, so that a token recipient can immediately determine what Privacy-ABC technology the token pertains to.

Thus the architectural framework specifies unified data formats and protocols across Privacy-ABC implementations to enable not just coexistence and interchangeability on the same network node but also coexistence and possible federation across different network nodes.

1.3.2 Architectural Strategies

This section describes the design decisions and strategies that affect the overall organization of the architecture and its higher-level structures.

1.3.2.1 A Layered Approach

The architecture of ABC4Trust is defined by following a layered approach, where all Privacy-ABC related functionalities are grouped together in a layer called ABCE (ABC Engine). It provides simple interfaces towards the application layer, thereby abstracting the internal design and structure. So, the focus of the ABC4Trust architecture is to define and standardise the ABCE layer and its interfaces to the upper layers (e.g. Application). With this respect, it does not analyze the internals of the other layers, but it only concentrates on defining the interfaces necessary for those layers to use the functionality of the ABCE and incorporate the corresponding tokens in the overall system.

Equally important in the architecture is the specification of the data artifacts exchanged between the implicated entities, in such a way that the underlying differences of concrete Privacy-ABCs are abstracted away through the definition of formats that can convey information independently from the mechanism-specific cryptographic data.

In particular, this document concentrates in the following aspects:

- *Functionality and interfaces* – We define the functionality of the different layers focusing on the ABCE layer and its components (see Chapter 3). We then describe how to integrate and use the ABCE layer along the main use-cases, i.e. presentation of a token, issuance of a credential, inspection and revocation. For each of these phases, we also describe the corresponding interfaces offered by the ABCE layer to the application layer (see Chapter 5), so that developers can build easily ABC-enabled applications. Developers, who want to build new cryptographic providers and plug them into the framework, are redirected to D2.1 for a detailed description of the APIs defined internally in the ABCE layer [CKL+11].
- *Data specification* – The issuance and presentation of Privacy-ABC credentials are interactive processes, potentially involving multiple exchanges of messages. Chapter 4 defines the contents, encoding and processing of these messages. In particular, it specifies the data artifacts exchanged during the issuance, presentation, revocation, and inspection of privacy-enhancing attribute-based credentials. Note that the document remains generic on which specific protocols are used to issue or present Privacy-ABC credentials. There are several existing messaging protocols, in which these credentials can be embedded, or new ones could be defined in the future.

1.3.2.2 Building Privacy-ABC-enabled applications

ABC4Trust targets to provide an open reference implementation of the architecture described in this document as part of its upcoming contributions. The reference implementation of ABC4Trust will be embedded into example applications showing how to integrate the reference components into a sample client-server platform.

Application developers can integrate the reference implementation of the ABC4Trust architecture directly in their applications, without having to know how its layers are internally structured. That means the application can incorporate user authentication functionality using Privacy-ABC, according to the access policy of the requested service, by executing directly the necessary protocols for policy and token exchange. For that, the application developers must simply follow the interfaces and data formats described in this document.

However, other approaches are also possible. For example, following a passive federated redirection pattern, the application may redirect the user to a Relying Party Secure Token Service (RP-STs)

component for authentication. This is shown and discussed in more details in Chapter 6, where we discuss how the ABC4Trust architecture can be integrated with existing federated systems.

1.4 Structure of the document

The rest of this document is organized as follows:

Chapter 2 gives an introduction to the features supported by Privacy-ABCs and the actors involved, in different kind of interactions, namely the presentation of tokens, inspection, credential issuance and revocation.

Chapter 3 presents the modules of the ABC4Trust architecture and concentrates in particular on the ABCE layer. It revisits each of the scenarios introduced in Chapter 2 and shows specifically how they are performed by the ABCE modules

Chapter 4 can be considered as the core part of this document. It provides the specification for data artifacts exchanged during the Privacy-ABCs lifecycle (issuance, presentation, revocation, and inspection). It introduces an XML notation to specific all the necessary data formats, e.g. credentials contents, access policies, presentation tokens, etc., as well as their wrapper message formats.

Chapter 5 defines the APIs for each of the ABCE modules. More specifically, it specifies the interfaces exposed to the outside world (and in particular to the application layer).

Chapter 6 presents an overview of the most popular identity protocols and frameworks (e.g. WS-*, SAML, OpenID, OAuth, and X.509) and describes the common challenges of these federated systems concerning security, privacy and scalability. The analysis provided in this chapter, demonstrate how Privacy-ABC technologies can help to alleviate these challenges. The reader may note that in this chapter the Identity Service Provider is named “Identity Provider”. The reason for this is, that many of the existing protocols use this term, though it is misleading, as the respective entity does not provide identities.

1.5 What's new compared to H2.1

This document is an update of Heartbeat H2.1. The changes are mostly minor; the most important differences compared to H2.1 are listed below.

- One set of issuer parameters (i.e., one issuer public key) can now be used to issue credentials of several different credential specifications.
- New element VerifierIdentity in PresentationPolicy and Token.
- Option to specify a specific PseudonymValue in PresentationPolicy.
- Change User's APIs to two-step approach instead of Java callbacks to enable calls to the user interface to be made with web-services.
- Integrated data formats sent to and returned from a user interface component to address the new two-step User APIs.
- Added specifications for RESTful web-service APIs.
- Cleanup of the XML data formats, e.g., removal of unused elements and renaming of ambiguous XML attributes or XML elements.

2 Features and Concepts of Privacy-ABCs

This section provides a detailed explanation on the features supported by privacy-enhancing attribute-based credentials (Privacy-ABCs), on the different involved entities, and on the type of interactions that they engage in.

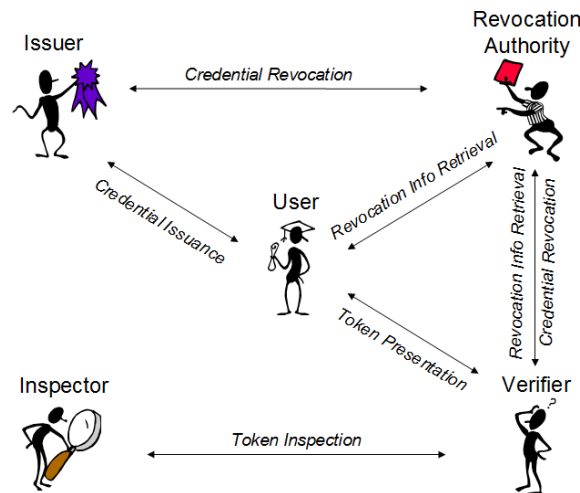


Figure 2.1 - Entities and interactions diagram

Figure 2.1 gives an overview of the different entities and the interactions between them.

- The *User* is at the center of the picture, collecting credentials from various Issuers and controlling which information from which credentials she presents to which verifiers. The human User is represented by her *User Agent*, a software component running either on a local device (e.g., on the User's computer or mobile phone) or remotely on a trusted cloud service. The User may own special hardware tokens to which credentials can be bound to improve security. In the identity management literature, the User is sometimes referred to as the requestor or the subject.
- An *Issuer* issues credentials to Users, thereby vouching for the correctness of the information contained in the credential with respect to the User to whom the credential is issued. Before issuing a credential, the Issuer may have to authenticate the User, which it may do using Privacy-ABCs, using a different online mechanism (e.g., username and password), or using out-of-band communication (e.g., by requiring the User to physically present herself at the Issuer's office). In the identity management literature, the Issuer is sometimes referred to as the identity provider or attribute authority.
- A *Verifier* protects access to a resource or service that it offers by imposing restrictions on the credentials that Users must own and the information from these credentials that Users must present in order to access the service. The Verifier's restrictions are described in its presentation policy. The User generates from her credentials a presentation token that contains the required information and the supporting cryptographic evidence. In the identity management literature, the Verifier is sometimes also referred to as the relying party, the server, or the service provider.
- A *Revocation Authority* is responsible for revoking issued credentials, so that these credentials can no longer be used to generate a presentation token. The use of a particular Revocation Authority may be imposed by the Issuer, in which case the revoked credentials cannot be used

with any Verifier for any purpose, or by the Verifier, in which case the effect of the revocation is local to the Verifier and does not affect presentations with other Verifiers. Both the User and the Verifier must obtain the most recent revocation information from the Revocation Authority to generate, respectively verify, presentation tokens.

- An *Inspector* is a trusted authority who can de-anonymize presentation tokens under specific circumstances. To make use of this feature, the Verifier must specify in the presentation policy which Inspector should be able to recover which attribute(s) under which circumstances. The User is therefore aware of the de-anonymization options when the token is generated and actively participates to make this possible; therefore the User can make a conscious decision based on her trust in the Inspector.

In an actual deployment, some of the above roles may actually be fulfilled by the same entity or split among many. For example, an Issuer can at the same time play the role of Revocation Authority and/or Inspector, or an Issuer could later also be the Verifier of tokens derived from credentials that it issued.

Moreover, some of the flows presented in this document could be adapted for particular deployments and scenarios. It is assumed that Verifiers already have in their possession or trust the Issuer and Revocation Authority data needed to validate a presentation token. Nothing prevents, however, a User to collect this data and present it to the verifier in a certified manner in a setup phase by piggybacking on an existing infrastructure (e.g., by signing the artifacts using an X.509 certificate). This would add flexibility to the system and allow dynamic trust establishments between the parties.

2.1 Credentials

A *credential* is a certified container of attributes issued by an Issuer to a User. An attribute is described by the *attribute type*, determining the semantics of the attribute (e.g., first name), and the *attribute value*, determining its contents (e.g., John). By issuing a credential, the Issuer vouches for the correctness of the contained attributes with respect to the User. The User can then later use her credentials to derive *presentation tokens* that reveal partial information about the encoded attributes to a Verifier.

The *credential specification* specifies the list of attribute types that are encoded in a credential. Since Privacy-ABCs natively only support integers of limited size (typically 256 bits) as attribute values, the credential specification also specifies how the attribute values are mapped to their integer representation. Depending on the data type and size of the attribute value, this encoding may involve a cryptographic hash to be applied.

At setup, the Issuer generates public *issuer parameters* and a secret *issuance key*. The issuer parameters are used by verifiers to verify the authenticity of presentation tokens. Trust management and distribution are out of scope of this specification; a standard public-key infrastructure (PKI), e.g., using hierarchical certification authorities, can be used to ensure that verifiers obtain authentic copies of the credential specifications and issuer parameters. Apart from cryptographic information, the issuer parameters also contain other meta-data such as the hash algorithm to use to create presentation tokens, as well as information for key binding, and revocation (see later). The Issuer keeps the issuance key strictly secret and uses it only to issue credentials.

2.2 Presentation

To provide certified information to a Verifier (for authentication or an access decision), the User uses one or more of her credentials to derive a *presentation token* and sends it to the Verifier. A single presentation token can contain information from any number of credentials. The token can reveal a subset of the attribute values in the credentials (e.g., IDcard.firstname = “John”), prove that a value

satisfies a certain predicate (e.g., `IDcard.birthdate < 1993/01/01`) or that two values satisfy a predicate (e.g., `IDcard.lastname = creditcard.lastname`).

Apart from revealing information about credential attributes, the presentation token can optionally sign an application-specific message and/or a random nonce to guarantee freshness. Moreover, presentation tokens support a number of advanced features such as pseudonyms, key binding, inspection, and revocation that are described in more details below.

A Verifier announces in its *presentation policy* which credentials from which Issuers it accepts and which information the presentation token must reveal from these credentials. The Verifier can cryptographically verify the authenticity of a received presentation token using the credential specifications and issuer parameters of all credentials involved in the token. The Verifier must obtain the credential specifications and issuer parameters in a trusted manner, e.g., by using a traditional PKI to authenticate them or retrieving them from a trusted location.

The presentation token created in response to such a presentation policy consists of the *presentation token description*, containing a mechanism-agnostic description of the revealed information, and the *presentation token evidence*, containing opaque technology-specific cryptographic data in support of the token description.

Presentation tokens based on Privacy-ABCs are in principle cryptographically unlinkable and untraceable, meaning that Verifiers cannot tell whether two presentation tokens were derived from the same or from different credentials, and that Issuers cannot trace a presentation token back to the issuance of the underlying credentials. However, we will later discuss additional mechanisms that, with the User's consent, enable a dedicated third party to recover this link again (see Section 2.5 for more details).

Obviously, presentation tokens are only as unlinkable as the information they intentionally reveal. For example, tokens that explicitly reveal a unique attribute (e.g., the User's social security number) are fully linkable. Moreover, pseudonyms and inspection can be used to purposely create linkability across presentation tokens (e.g., to maintain state across sessions by the same User) and create traceability of presentation tokens (e.g., for accountability reasons in case of abuse). Finally, Privacy-ABCs have to be combined with anonymous communication channels (e.g., Tor onion routing) to avoid linkability in the "layers below", e.g., by the IP addresses in the underlying communication channels or by the physical characteristics of the hardware device on which the tokens were generated.

2.3 Key Binding

To prevent "credential pooling", i.e., multiple Users sharing their credentials, credentials can optionally be bound to a *secret key*, i.e. a cryptographically strong random value that is assumed to be known only to a particular user. The credential specification specifies whether the credentials issued according to this specification are to employ key binding or not.

A presentation token derived from such a key-bound credential always contains an implicit proof of knowledge of the underlying secret key, so that the Verifier can be sure that the rightful owner of the credential was involved in the creation of the presentation token. As an extra protection layer, the credentials can also be bound to a trusted physical device, such as a smart card, by keeping the secret key in a protected area of the device. That is, the key cannot be extracted from the device, but the device does participate in the presentation token generation to include an implicit proof of knowledge of this key in the token. Thus, for credentials that are key-bound to a physical device it is impossible to create a presentation token without the device.

The issuance of a key-bound credential can optionally be performed in such a way that the newly issued credential is bound to the same secret key as an existing credential already owned by the User – without the Issuer learning the secret key in the process (see Section 2.6). A Verifier can also optionally impose in its presentation policy that all key-bound credentials involved in the creation of

the token must be bound to the *same* secret keys. Thereby, the secret key becomes a valuable “master secret” that, when revealed to a third party, allows the latter to take over the User’s entire digital identity.

2.4 Pseudonyms

There are many situations where a controlled linkability of presentation tokens is actually desirable. For example, web services may want to maintain state information per user or user account to present a personalized interface, or conversation partners may want to be sure to continue a conversation thread with the same person that they started it with.

Privacy-ABCs have the concept of *pseudonyms* to obtain exactly such controlled linkability. If the secret key from Section 2.3 is seen as the equivalent of a User’s secret key in a classical public-key authentication system, then a pseudonym is the equivalent of the User’s public key. Just like a public key, it is derived from the User’s secret key and can be given to a Verifier so that the User can later re-authenticate by proving knowledge of the secret key underlying the pseudonym. Unlike public keys of which there is only one for every secret key, however, Users can generate an unlimited number of unlinkable pseudonyms for a single secret key. Users can thus be known under different pseudonyms with different Verifiers, yet authenticate to all of them using the same secret key.

To be able to re-authenticate under a previously established pseudonym, the User may need to store some additional information used in the generation of the pseudonym. To assist the User in keeping track of which pseudonym she used at which Verifier, the Verifier’s presentation policy specifies a *pseudonym scope*, which is just a string that the User can use as a key to look up the appropriate pseudonym. The scope string could for example be the identity of the Verifier or the URL of the web service that the User wants to access.

We distinguish between the following three types of pseudonyms:

- *Verifiable pseudonyms* are pseudonyms derived from an underlying secret key as described above, allowing the User to re-authenticate under the pseudonym by proving knowledge of the secret key. Presenting a verifiable pseudonym does not involve presenting a corresponding presentation token and is useful in login scenarios, e.g., to replace usernames/passwords.
- *Certified pseudonyms* are verifiable pseudonyms derived from a secret key that also underlies an issued credential. By imposing same-user binding in the presentation policy and token (see Section 2.3), a single presentation token can therefore prove ownership of a credential and at the same time establish a pseudonym based on the same secret key. As an example, a student could create several personas on a school discussion board using its core student credential, presenting the pseudonym associated with each persona, and without the possibility of anyone else (including a malicious Issuer) to present a matching pseudonym to hijack’s the user’s identity.
- *Scope-exclusive pseudonyms* are certified pseudonyms that are guaranteed to be unique per scope string and per secret key. For normal (i.e., non-scope-exclusive) pseudonyms, nothing prevents a User from generating multiple unlinkable pseudonyms for the same scope string. For scope-exclusive pseudonyms, it is cryptographically impossible to do so. By imposing a scope-exclusive pseudonym to be established, a Verifier can be sure that only a single pseudonym can be created for each credential or combination of credentials that are required in the presentation. This feature can be useful to implement a form of “consumption control” in situations (e.g., online petitions or one-time coupons) where users must remain anonymous to the Verifier but should not be allowed to create multiple identities based on a single credential. Note that scope-exclusive pseudonyms for different scope strings are still unlinkable, just like normal verifiable pseudonyms.

2.5 Inspection

Absolute user anonymity in online services can easily lead to abuses such as spam, harassment, or fraud. Privacy-ABCs give Verifiers the option to strike a trade-off between anonymity for honest users and accountability for misbehaving users through a feature called *inspection*.

An *Inspector* is a dedicated entity, separate from the Verifier, who can be asked to uncover one or more attributes of the User who created a presentation token, e.g., in case of abuse. The Inspector must on one hand be trusted by the User not to uncover identities unnecessarily, and must on the other hand be trusted by the Verifier to assist in the recovery when an abuse does occur.

Presentation tokens are fully anonymous by default, without possibility of inspection. To enable an Inspector to trace a presentation token when necessary, the presentation policy must explicitly specify the identity of the Inspector, which information the Inspector must be able to recover, and under which circumstances the Inspector can be asked to do so. The User then creates the presentation token in a particular way so that the Verifier can check by himself, i.e., without help from the Inspector, that the token could be inspected under the specified restrictions if necessary.

In more technical detail, the Inspector first sets up a public encryption key and a secret decryption key; he makes the former publicly available but keeps the latter secret. The presentation policy specifies

- (a reference to) the Inspector's public key,
- which attribute(s) from which credential(s) which Inspector must be able to recover, and
- the inspection grounds, i.e., an arbitrary human- and/or machine-readable string describing the circumstances under which the token can be inspected.

The User then prepares the presentation token so that it contains encrypted versions of the requested attribute values under the respective public key of the suggested Inspector, together with a verifiable cryptographic proof that the encryption contains the same attribute values as encoded in the User's credentials and certified by the Issuer.

When the situation described in the inspection grounds arises, the Inspection Requester can ask for an inspection. Besides the Verifier, other entities such as criminal prosecutors, courts or the User herself are also potential requesters for inspection. Usually the Verifier holds the stored copy of the presentation token and will send it to the Inspector for inspection, possibly together with some kind of evidence (e.g., transaction logs, inquiry of competent authority, court order) that the inspection grounds have been fulfilled. The inspection grounds are cryptographically tied to the presentation token, so the Verifier cannot change these after having received the token. The Inspector uses its secret key to decrypt the encrypted attribute values and returns the clear text values to the Inspection Requestor.

De-anonymization of presentation tokens is probably the main use case for inspection, but it can also be used to reveal useful attribute values to third parties instead of to the Verifier himself. For example, suppose the Verifier is an online merchant wishing to accept credit card payments without running the risk of having the stored credit card data stolen by hackers. In that case, he can make the User encrypt her credit card number under the public key of the bank by specifying the bank as an Inspector for the credit card number with "payment" as inspection grounds.

2.6 Credential Issuance

In the simplest setting, an Issuer issues credentials to Users "from scratch", i.e., without relation to any existing credentials already owned by the Users. In this situation, the User typically has to convince the Issuer through some out-of-band mechanism that she qualifies for a credential with certain attribute values, e.g., by showing up in person at the Issuer's office and showing a physical piece of

ID, or by providing some bootstrap electronic identity. Credential issuance is a multi-round interactive protocol between the Issuer and the User. The attribute values can be specified by either parties, or jointly generated at random (i.e. the Issuer can be ensured an attribute value is chosen randomly and not chosen solely by User, but without the Issuer learning the attribute value).

Privacy-ABCs also support a more advanced form of credential issuance where the information embedded in the newly issued credential is “carried over” from existing credentials already owned by the User, without the Issuer being able to learn the carried-over information in the process. In particular, the newly issued credential can

1. carry over attribute values from an existing credential,
2. carry over “self-claimed” attribute values, i.e., values chosen by the User,
3. be bound to the same secret key as an existing credential or verifiable pseudonym (see Sections 2.3 and 2.4), and

all without the Issuer being able to learn the carried-over attribute values or secret key(s) in the process.

Moreover, the Issuer can insist that certain attributes be generated jointly at random, meaning that the attribute will be assigned a fresh random value. The Issuer does not learn the value of the attribute, but at the same time the User cannot choose, or even bias, the value assigned to the attribute. This feature is for instance helpful to impose usage limitation of a credential. To this end, the Issuer first embeds a jointly random value as serial number in the credential. A Verifier requesting a token based on such a credential can require that its serial number attribute must be disclosed by the User, such that it can detect if the same credential is used multiple times. The jointly random attribute hereby ensures that the Verifier and Issuer cannot link the generated token and issued credential together, and the User can not cheat by biasing the serial number in the credential.

The Issuer publishes or sends to the User an *issuance policy* consisting of a presentation policy and a *credential template*. The presentation policy expresses which existing credentials the User must possess in order to be issued a new credential, using the same concepts and format as the presentation policy for normal token presentation (see Section 2.2). The User prepares a special presentation token that fulfills the stated presentation policy, but that contains additional cryptographic information to enable carrying over attribute, user binding, and device binding information. The credential template describes the relation of the new credential to the existing credentials used in the presentation token by specifying

- which attributes of the new credential will be assigned the same value as which attributes from which credential in the presentation token,
- whether the new credential will be bound to the same secret key as one of the credentials or pseudonyms in the presentation token, and if so, to which credential or pseudonym.

The User and Issuer subsequently engage in a multi-round issuance protocol, at the end of which the User obtains the requested credential.

2.7 Revocation

No identification system is complete without a proper means of revoking credentials. There can be many reasons to revoke a credential. For example, the credential and the related user or device secrets may have been compromised, the User may have lost her right to carry a credential, or some of her attribute values may have changed. Moreover, credentials may be revoked for a restricted set of purposes. For example, a football hooligan’s digital identity card could be revoked for accessing sport stadiums, but is still valid for voting or submitting tax applications.

In classical public-key authentication systems, revocation usually works by letting either the Issuer or a dedicated Revocation Authority publish the serial numbers of revoked certificates in a so-called certificate revocation list. The Verifier then simply checks whether the serial number of a received certificate is on such a list or not. The same approach does not work for Privacy-ABCs, however, as Privacy-ABCs should not have a unique fingerprint value that must be revealed at each presentation, as this would nullify the unlinkability of the presentation tokens again. However, there are cryptographically more advanced revocation mechanisms that provide the same functionality in a privacy-preserving way, i.e., without imposing a unique trace on the presentation tokens. This document describes an abstract interface that covers all currently known revocation mechanisms.

Credentials are revoked by dedicated Revocation Authorities, which may be separate entities, or may also take the role of Issuer or Verifier. The Revocation Authority publishes its *revocation parameters* and regularly (e.g., at regular time intervals, or whenever a new credential is revoked) publishes the most recent *revocation information* that Verifiers use to make sure that the credentials used in a presentation token have not been revoked. The revocation parameters contain information where and how the Verifiers can obtain the most recent revocation information. Depending on the revocation mechanism, the identifiers of revoked credentials may or may not be visible from the revocation information. It is important that Verifiers obtain the most recent revocation information from the Revocation Authority directly, or that the revocation information is signed by the Revocation Authority if it is provided by the User together with the presentation token.

In order to prove that their credentials have not been revoked, Users may have to maintain *non-revocation evidence* for each credential and for each Revocation Authority against which the credential must be checked. The first time that a User checks one of her credentials against a particular Revocation Authority, she obtains an *initial non-revocation evidence*. Later, depending on the revocation mechanism used, the User may have to obtain regular *non-revocation evidence updates* at each update of the revocation information. Also depending on the revocation mechanism, these evidence updates may be the same for all Users/credentials or may be different for each User/credential. In the latter case, again depending on the mechanism, the Users may fetch their updates from a public bulletin board or obtain their updates over a secure channel.

We distinguish between two types of revocation. Apart from a small list of exceptions, all revocation mechanisms can be used for either type of revocation.

- In *Issuer-driven revocation*, the Issuer specifies as part of the issuer parameters the Revocation Authority (and revocation parameters) to be used when verifying a presentation token involving a credential issued by his issuer parameters. Issuer-driven revocation is always global in scope, meaning that any presentation token **MUST** always be checked against the most recent revocation information by the specified Revocation Authority, and that the Issuer denies any responsibility for revoked credentials. Issuer-driven revocation is typically used when credentials have been compromised or lost, or when the User is denied all further use of the credential. The Revocation Authority may be managed by or be the same entity as the Issuer, or may be a separate entity. Issuer-driven revocation is performed through a *revocation handle*, a dedicated unique identifier that the Issuer embeds as an attribute in each issued credential (but which by default should not be revealed in a presentation token). When the Issuer, a Verifier, or any third party wants to revoke a credential, it must provide the revocation handle to the Revocation Authority. How the party requesting the revocation learns the revocation handle is out of the scope of this document; this could for example be done digitally by insisting in the presentation policy that the revocation handle be revealed to a trusted Inspector, or physically by arresting the person and obtaining his or her identity card.
- In *Verifier-driven revocation*, the Verifier specifies as part of the presentation policy against which Revocation Authority or Authorities (and revocation parameters) the presentation must *additionally* be checked, i.e., on top of any Revocation Authorities specified by the Issuer in the issuer parameters. The effect of the revocation is local to those Verifiers who explicitly

specify the Revocation Authority in their presentation policies, and does not affect presentations with other Verifiers. Verifier-driven revocation is mainly useful for purpose-specific revocation (e.g., a no-fly list for terrorists) or verifier-local revocation (e.g., a website excluding misbehaving users from its site). Note that if unlinkability of presentation tokens is not a requirement, the latter effect can also be obtained by using scope-exclusive pseudonyms. The Revocation Authority may be managed by or be the same entity as the Verifier, or may be a separate entity. Verifier-driven revocation can be performed based on any attribute, not just based on the revocation handle as for Issuer-driven revocation. It is up to the Verifier and/or the Revocation Authority to choose an attribute that on the one hand is sufficiently identifying to avoid false positives (e.g., the User's first name probably doesn't suffice) and on the other hand will be known to the party likely to request the revocation of a credential. Verifier-driven revocation is essentially a black list of attribute values, banning all credentials with a blacklisted attribute value.

3 Architecture

This chapter briefly describes the architecture of Privacy-ABC systems, their components and the relations among those and shows how to deploy the provided functionalities in the main usage scenarios.

Following standard design principles, our architecture uses a layered approach, where related functionalities are grouped into a common layer that provides simple interfaces towards other layers and components, thereby abstracting the internal design and structure. As mentioned in Chapter 1, the architecture focuses on the technology-independent components for Privacy-ABC systems, grouped in the *ABCE* layer, which can be integrated in various application and deployment scenarios. That is, we do not propose a concrete application-level deployment but provide generic interfaces to the *ABCE* layer that allow for a flexible integration. Note that we aim at an architecture that is capable of supporting all the privacy-enhancing features of privacy-ABC, but at the same time is not exclusive to those, i.e., it is also generic enough to support “standard” ABC technologies such as X.509 certificates.

We start by describing the main functionalities of the different layers and components in Section 3.1. We then describe how to integrate and use the *ABCE* layer along the main use-cases. That is, in Section 3.2 we provide an overview of the setup-functionalities that are provided by the *ABCE* layer. Section 3.3 is devoted to the presentation of tokens, thereby describing the steps that a User and Verifier have to perform in order to create and to verify a presentation token. The process of the issuance of a credential is described in Section 3.4, and can incorporate some of the presentation steps described in the previous section. Section 3.5 then deals with the inspection process that can be used to reveal some previously hidden attributes, and Section 3.6 describes the *ABCE* functionalities in the context of revocation.

This chapter assumes that the reader is already familiar with the general features and concepts of Privacy-ABCs (see Chapter 2 otherwise) and gives a high-level description of the Privacy-ABC-core architecture and its components. Thus, it can also be seen as an introduction to Chapter 4 which describes the data formats that are exchanged among Privacy-ABC entities and to Chapter 5 that presents the application programming interfaces (API) of the *ABCE* layer components. Note that this chapter already refers to the *external* methods provided by the *ABCE* layer which are described in more detail in Chapter 5.

3.1 Architectural Design

The Privacy-ABC architecture defines for each entity the core-components required to operate with attribute-based credentials. As an example, Figure 3.1 shows an overview of the components for the User's side.

For the sake of completeness, the figure also shows an application layer. As mentioned before, this layer is not part of the Privacy-ABC architecture, but will operate on top of that. Roughly, this layer comprises all application-level components, which in the case of the User-side deployment includes the main application and the *IdentitySelection* (see description below). The application layer of Verifiers and Issuers will also contain the policy store and access control engine.

The *ABCE layer* contains all technology-agnostic methods and components for a Privacy-ABC system. That is, it contains e.g. the methods to parse an obtained presentation policy, perform the selection of applicable credentials for a given policy or to trigger the mechanism-specific generation or verification of the cryptographic evidence. The *ABCE* layer is invoked by the application-layer and calls out the *CryptoEngine* to obtain the mechanism-specific cryptographic data. To perform their

tasks, the internal components can also make use of other external components such as the *KeyManager*, *RevocationProxy* or *IdentitySelection*.

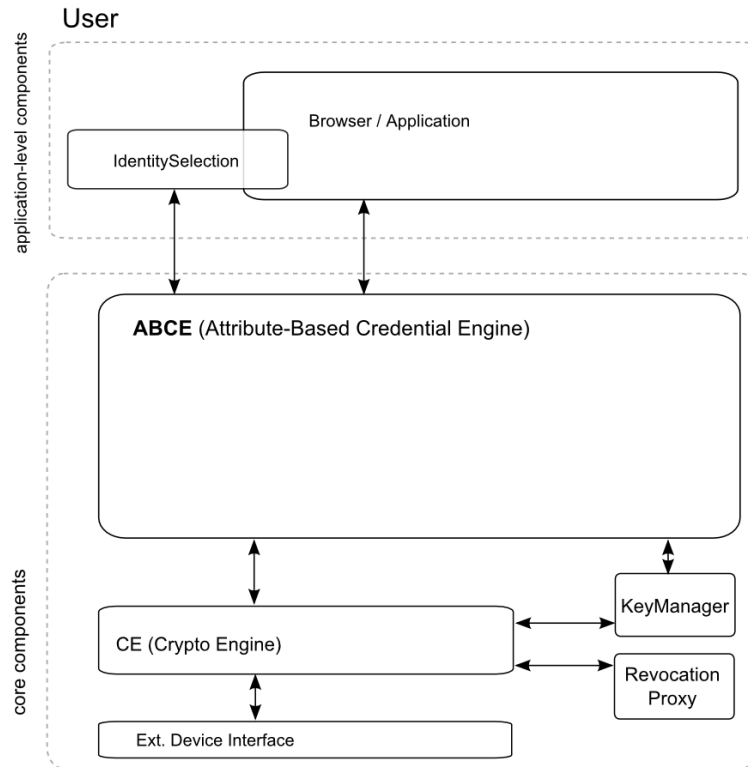


Figure 3.1 - Overview of the Privacy-ABC Architecture on the User Side

The *KeyManager* deals with the (cryptographic) keys of all parties and keeps them up to date (key life cycle management). On input of an identifier (URI) for a key, it returns a (list of) cryptographic key(s) that are currently valid for that URI. This component takes also care of fetching the current (public) revocation information that will be needed to keep the credentials up to date, or to verify whether a received presentation token is still valid.

The *CryptoEngine* provides common interfaces to generate the cryptographic information required e.g., to create, present, verify or inspect a presentation/issuance token. It internally orchestrates and performs the mechanism-specific cryptographic methods, such as the computation of signatures (e.g., Idemix, U-Prove signature), commitments, zero-knowledge proofs, etc.

The *RevocationProxy* handles the communication between the *CryptoEngine* and the Revocation Authority for the generation or presentation of tokens/credentials that are subject to revocation. The concrete communication pattern strongly depends on the specific revocation mechanisms.

The *IdentitySelection* component provides methods, possibly presented by a graphical user interface, to support a User in choosing a preferred combination of credential and/or pseudonyms, if there are different possibilities to satisfy a given presentation policy. A user interface is also used to obtain User consent, whenever personal data is revealed.

The *DeviceInterface* components provide optional generic interfaces to ease the integration of external devices, such as smart cards, for both the “outsourcing” of computation and also to obtain data stored externally on the device. The integration of an external device might for instance be necessary if key binding to a smart card is required (see Chapter 2 for more details).

3.2 Setup

In order to furnish all parties in an Privacy-ABC setting with the required key-material, the *ABCE* layer provides for each party a dedicated method to obtain its private and public (if any) cryptographic parameters. Private keys will be stored in the trusted storage of the corresponding party.

In particular, the *ABCE* layer provides the following setup methods (see Chapter 5 for the detailed specification)

- `setupSystemParameters()` This method generates new system parameters with a given security level. System parameters define security parameters (e.g., size of secrets, size of moduli, size of group orders, prime probability), the range of values the attributes can take, and the cryptographic parameters for the pseudonyms. To ensure interoperability, every user, issuer, inspector, and revocation authority in the system must use the same system parameters for generating their cryptographic keys and parameters. To achieve this, for example, a trusted authority such as a standardization body could generate and publish system parameters for various security levels, which are then used by all parties.
- `setupIssuerParameter()` generates a secret issuance key and public Issuer parameters for the given system parameters and a given credential specification.
- `setupRevocationAuthorityParameter()` generates a secret Revocation Authority key, public Revocation Authority parameters and the initial revocation information.
- `setupInspectionPublicKey()` generates a secret decryption key and corresponding public encryption key an Inspector.

3.3 Presentation of a Token

The process of presentation is triggered when the application on the user's side contacts a verifier to request access to a resource (Figure 3.3 – step 1). Having received the request, the verifier responds with one or more presentation policies. Recall that a presentation policy defines what information a user has to reveal to the verifier in order to gain access to the requested resource. For example, it describes which credentials from which trusted issuers are required, which attributes from those credentials have to be revealed, or which predicates the attributes have to fulfil. A detailed specification of a presentation policy is given in Chapter 4.

Upon receiving the policy (Figure 3.3 – step 2.a), the application on the user's side invokes the Privacy-ABC system with the first `createPresentationToken()` method on input of the received presentation policy alternatives (Figure 3.3 – step 2.b). The Privacy-ABC system then determines whether the user has the necessary credentials and pseudonyms to create a token that satisfies the policy. This method returns an object which describes all the possible combinations of the user's credentials and pseudonyms that satisfy the policy, or an error message indicating that the policy could not be satisfied. The user's application layer then performs an *identity selection*, that is, it invokes a component (such as a graphical user interface) that supports the user in choosing her preferred combination of credentials and pseudonyms and to obtain the user's consent in revealing her personal data. The user's choice is then passed to the second `createPresentationToken()` method. The Privacy-ABC system then invokes the Crypto Engine to obtain the corresponding cryptographic evidence. The method finally outputs a presentation token (Figure 3.3 – step 3.a), consisting of the presentation token description and the crypto evidence, according to the user's choice. Afterwards, the presentation token is sent to the verifier (Figure 3.3 – step 3.b).

After the verifier receives the presentation token from the user, it passes it to its ABCE layer with the method `verifyTokenAgainstPolicy()` (Figure 3.2 – step 2.b+3.c). This method verifies whether the statements made in the presentation token satisfy the corresponding presentation policy alternatives. The token verification is done in two steps. First, it is determined whether the statements made in the presentation token description logically satisfy the required statements in the corresponding presentation policy. Second, the validity of the cryptographic evidence for the given token description is verified with the help of the Crypto Engine. If both checks succeed, the presentation token is stored in a dedicated token store (if requested by the application), which allows the verifier to recognize established pseudonyms. This description includes a unique identifier, which allows the application to retrieve the token later from the store. If one of the checks fails, a list of error messages is returned to the application.

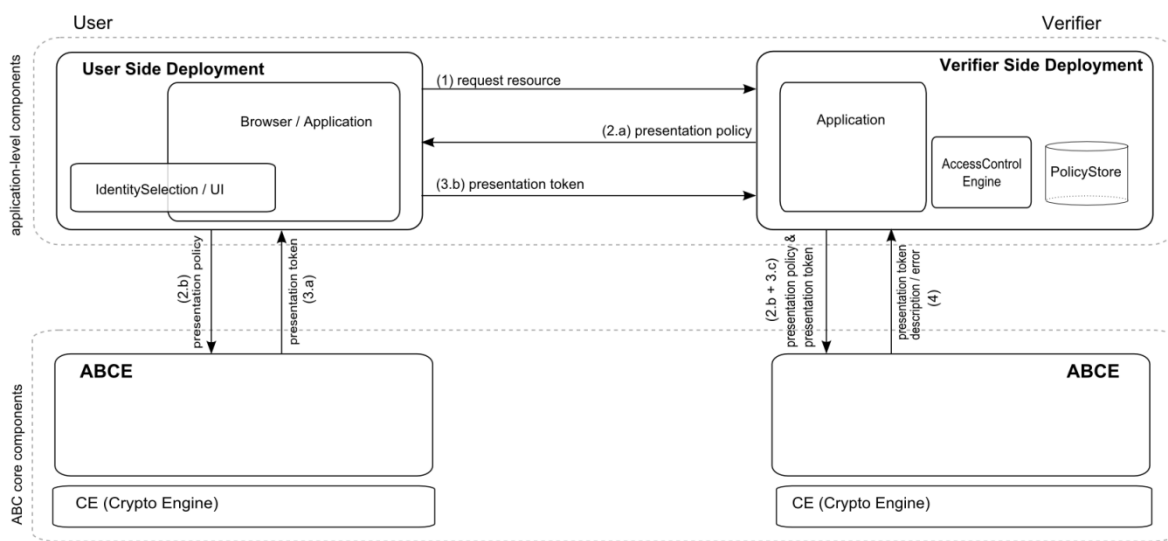


Figure 3.2 - Presentation of a Token (Application Level)

3.4 Issuance of a Credential

Generally speaking, issuance is an interactive multi-round protocol between a user and an issuer, at the end of which the user obtains a credential. In fact, issuance can be seen as a special case of a standard resource request, where the resource is a new credential that the user wants to obtain. Thus, to handle such a credential request, the Privacy-ABC system might invoke the same components and procedures as in the presentation scenario described previously. However, depending on the scenario, the issuance transaction involves additional components to handle the case where the user wishes to (blindly) carry over her attributes or her secret key from one of her existing credentials to the new credential.

To start an issuance transaction, the user first authenticates towards the issuer (Figure 3.4 – step 1). The exact details of such authentication are outside the scope of this document (for example, it can be done using traditional means such as username and password). The user also indicates the credential type she wishes to obtain (Figure 3.4 – step 2). As described in Section 2.7, there are two variants of issuance: *simple issuance* and *advanced issuance*, where the latter applies if attributes or a key need to be carried over from existing credentials.

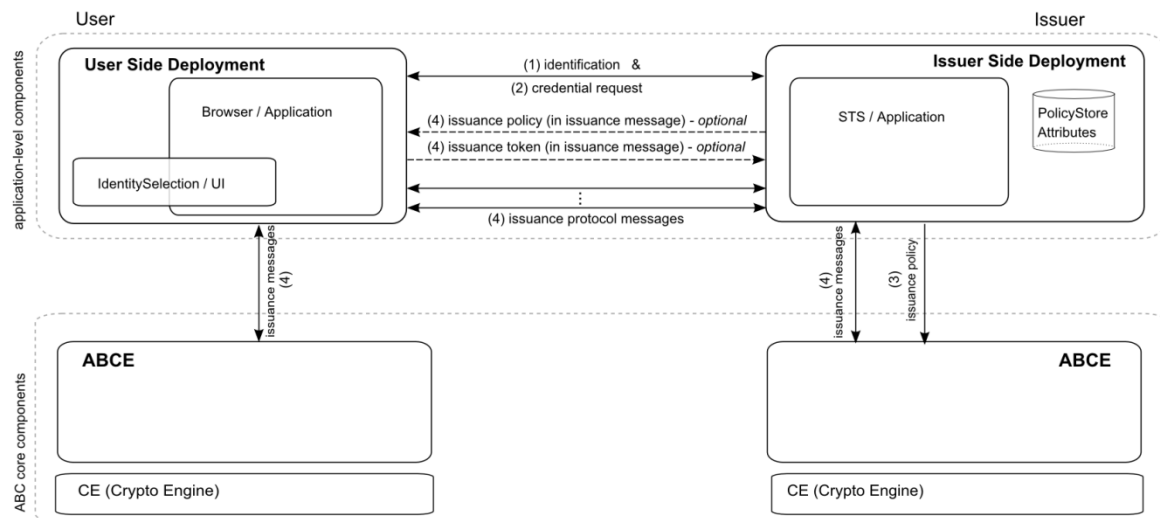


Figure 3.3 - Issuance of a Credential

3.4.1 Simple Issuance

In the simple issuance variant, an issuer issues the user a credential that is unrelated to any existing credentials or pseudonyms already owned by the user. In such a setting, the issuer first invokes an `initIssuanceProtocol()` method with the set of attributes that shall be certified in the new credential, and with an issuance policy that merely contains the identifiers of the credential specification and the issuer parameters of the credential that is to be issued (Figure 3.4 – step 3). This call initiates the cryptographic issuance protocol by invoking the Crypto Engine. The method returns an issuance message containing cryptographic data (the format of the data is specific to the technology of the credential to be issued) and a reference that uniquely identifies the instance of the corresponding issuance protocol. The returned issuance message is then sent by the issuer to the user.

Upon receiving an issuance message, both the user and subsequently the issuer pass the message to their Privacy-ABC system using the `issuanceProtocolStep()` method (Figure 3.4 – step 4). If the output of that method in turn contains an issuance message, that message is sent to the other party until the method on the user's side finally outputs a credential. At the end of a successful issuance protocol, the user's Privacy-ABC system stores the new credential in her local credential store and returns the description of the credential to the user.

3.4.2 Advanced Issuance

In the advanced issuance variant, the information embedded in the newly issued credential can be blindly carried over from existing credentials and pseudonyms that are already owned by the user. To this end, the issuance protocol is preceded by the generation and verification of an issuance token, which is generated on the basis of an issuance policy sent to the user. More precisely, the issuer triggers an advanced issuance transaction by invoking the `initIssuanceProtocol()` method on input of an issuance policy and the set of known user attributes that shall be certified in the new credential (Figure 3.4 – step 3). The issuance policy must require the user to present at least one credential or one pseudonym, otherwise simple issuance is performed. This method may simply wrap the issuance policy into an issuance message. The returned issuance message must then be sent to the user.

The user in turn invokes the method `issuanceProtocolStep()` with the received message. The user's Privacy-ABC system recognizes that this is an advanced issuance scenario, and subsequently

starts preparing an issuance token. This process is similar to the generation of a presentation token in that the method's output contains an object for the user to perform an identity selection. The method then expects the user's response. Finally, based on the user's choice, her Privacy-ABC system (with the help of the Crypto Engine) generates an issuance token, which includes additional cryptographic data needed for the subsequent issuance protocol. The issuance token is wrapped in an issuance message, which the user then forwards to the issuer (Figure 3.4 – step 4).

As for simple issuance, the `issuanceProtocolStep()` method is then called on input of the incoming issuance message from the user. The issuer's Privacy-ABC system then verifies the issuance token contained in the message with respect to the issuance policy (using similar methods as for the verification of a presentation token). If the verification succeeds, the cryptographic issuance protocol is started (again with the help of the Crypto Engine). The method outputs an issuance message containing cryptographic data depending on the technology of the credential to issue. The issuer then sends the returned issuance message to the user (Figure 3.4 – step 4).

Whenever the user or the issuer receive an issuance message, they invoke their local `issuanceProtocolStep()` method. The output is then either another issuance message that must be sent to the other party, or an indication of the completion of the protocol. At the end of the protocol, the user's Privacy-ABC system stores the obtained credential and returns a description of that credential to the user.

3.5 Inspection

As described in detail in Section 2.6, the anonymity that is usually provided by Privacy-ABCs can be lifted through inspection if the policy allows it. In particular, if a policy mandates attributes to be inspectable, the user prepares his presentation tokens in a special way: the inspectable attributes are not revealed to the verifier, but are verifiably encrypted in the token under the public key of a trusted inspector and inseparably tied to some inspection grounds.

In case the event specified in the inspection grounds occurs, the inspection requestor (e.g., the verifier) contacts the inspector to request the de-anonymization of a presentation or issuance token. To do that, it sends the token (which it can retrieve with the help of the `getToken()` method) with the (non-cryptographic) evidence that the inspection grounds are fulfilled to the inspector. If the latter determines by means of the evidence that these grounds are indeed fulfilled, he invokes the `inspect()` method to decrypt the inspectable attributes in question.

3.6 Revocation

As discussed in Section 2.7, credentials may need to be revoked either globally (issuer-driven revocation) or for a specific context (verifier-driven revocation).

To revoke a credential globally, the revocation authority calls the `revoke()` method on input of the credential's revocation handle. For verifier-driven revocation, a conjunction of attributes can be revoked by calling the same method.

Verifiers must obtain the latest revocation information from the revocation authority in order to correctly detect revoked credentials. They can do this by calling the `getLatestRevocationInformation()` method.

Similarly, users have to keep the non-revocation evidence of their credentials up-to-date. The Privacy-ABC system of a user should allow her to configure whether to contact the revocation authority only shortly prior to presenting a credential, or whether to perform proactive updates at regular intervals. The latter approach has the advantage that presentation is faster and that the revocation authority is not involved each single time a user wants to present her credential(s). Note that this procedure bears the

risk of making a user's transactions linkable, but depending on the revocation technology, these updates may even fully preserve the anonymity of the user.

Note that issuers have to contact their revocation authority during issuance in order to obtain a fresh revocation handle.

Whenever a Privacy-ABC system needs contact a revocation authority, it does this through a Revocation Proxy.

4 ABC4Trust Protocol Specification

Given the multitude of distributed entities involved in a full-fledged Privacy-ABC system, the communication formats using which these entities interact must be fixed. Rather than profiling an existing standard format for identity management protocols such as SAML, WS-Trust, or OpenID, we felt that the many unique features of Privacy-ABCs were more suitably addressed by defining a dedicated format. In particular, existing standards do not support typical Privacy-ABC features such as pseudonyms, inspection, privacy-enhanced revocation, or advanced issuance protocols. In Chapter 8, we discuss how our Privacy-ABC infrastructure could be integrated with a number of existing frameworks.

This chapter provides the specification for data artifacts exchanged during the issuance, presentation, revocation, and inspection of privacy-enhancing attribute-based credentials for use in the ABC4Trust project. Our specification separates the mechanism-independent information conveyed by the artifacts from the opaque mechanism-specific cryptographic data. This specification only defines the format for the mechanism-independent information. It provides anchor points for where instantiating technologies, in particular, U-Prove and Identity Mixer, can insert mechanism-specific data, but does not fix standard formats for this data.

For the specification we use XML notation in the spirit of XML Schema, but refrain from providing a full-fledged XML Schema specification within this document for the sake of readability; we do, however, make available a separate XML schema file for the artifacts defined here³. Although the artifacts are defined in XML, one could create a profile using a different encoding (ASN.1, JSON, etc.) See the corresponding schema file for more details.

We start in Section 4.1 with introducing the terminology and notation used throughout this chapter. Section 4.2 then provides the artifacts for the setup of the different Privacy-ABC entities, which includes e.g., the description of the credential type and the public parameters of an Issuer and Inspector. In Section 4.3 the specifications for all artifacts related to revocation are given. For the presentation of a token, the corresponding specifications of a presentation policy and a presentation token are introduced in Section 4.4. Section 4.5 is then dedicated to the Issuance of a credential and provides artifacts for the issuance policy and issuance token. Finally, Section 4.6 introduces the data formats that are sent to and expected from (graphical) user interfaces.

4.1 Terminology and Notation

4.1.1 Notational Conventions

The key words “MUST”, “MUST NOT”, “REQUIRED”, “SHALL”, “SHALL NOT”, “SHOULD”, “RECOMMENDED”, and “MAY” in this document are to be interpreted as described in [RFC2119].

This specification uses the following syntax to define outlines for XML data:

- The syntax appears as an XML instance, but values in italics indicate data types instead of literal values.
- Characters are appended to elements and attributes to indicate cardinality:

“?” (0 or 1)

³ Available under https://abc4trust.eu/download/xml/ABC4Trust_schema_H2.1.xsd

“*” (0 or more)

“+” (1 or more)

- The character “|” is used to indicate a choice between elements.
- The characters “(“ and “)” are used to indicate that contained items are to be treated as a group with respect to cardinality or choice.
- XML namespace prefixes (see Table 4.1) are used to indicate the namespace of the element being defined.
- XML elements and Attributes defined by this specification are referred to in the text of this document using XPath 1.0 expressions.

4.1.2 Namespaces

The base XML namespace URI used by the definitions in this document is as follows:

Prefix	XML namespace	Specification
xs	http://www.w3.org/2001/XMLSchema	[XMLSchema2]
abc	http://abc4trust.eu/wp2	This document

Table 4.1 - XML namespaces

4.2 Setup

4.2.1 Credential Specification

The credential specification describes the contents of the credentials. It can be created by the issuer or by any external authority so that multiple issuers can issue credentials of the same specification. How this artifact is protected (authenticated) is application specific; e.g., it could be included in a XML-signed document or provided as part of some metadata retrievable from a trusted source.

```
<abc:CredentialSpecification Version="1.0" KeyBinding="xs:boolean"
Revocable="xs:boolean">
  <abc:SpecificationUID>xs:anyURI</abc:SpecificationUID>
  <abc:numericalId>xs:integer</abc:numericalId>?
  <abc:FriendlyCredentialName xml:lang="xs:language"/>*
  <abc:DefaultImageReference>xs:anyURI</abc:DefaultImageReference>?
  <abc:AttributeDescriptions MaxLength="xs:unsignedInt">
    <abc:AttributeDescription Type="xs:anyURI"
      DataType="xs:anyURI" Encoding="xs:anyURI">
      <abc:FriendlyAttributeName
lang="xs:language">xs:string</abc:FriendlyAttributeName>*
      <abc:AllowedValue>...</abc:AllowedValue>*
    </abc:AttributeDescription>*
  </abc:AttributeDescriptions>
```



```
</abc:CredentialSpecification>
```

The following describes the attributes and elements listed in the schema outlined above:

```
/abc:CredentialSpecification
```

This element contains the credential specification defining the contents of issued credentials adhering to this specification.

```
/abc:CredentialSpecification/@Version
```

The version attribute has been made optional. It will be removed but currently is kept for backwards compatibility. The version information should be taken from the schema itself rather than from this field.

```
/abc:CredentialSpecification/@KeyBinding
```

This attribute indicates whether credentials adhering to this specification must be bound to a secret key. See Section 2.3 for more information on key binding.

```
/abc:CredentialSpecification/@Revocable
```

This attribute indicates whether credentials adhering to this specification are revocable or not. If the Revocable attribute is set to true, then this credential specification **MUST** contain a dedicated attribute for the revocation handle with attribute type `http://abc4trust.eu/wp2/abcschemav1.0/revocationhandle`. The data type and encoding mechanism for the revocation handle are defined by the cryptographic mechanism used for revocation.

The revocation handle is automatically assigned a unique value by the issuance algorithm, possibly involving a communication step with the Revocation Authority. Even though there are no syntactical restrictions imposing this, presentation policies **SHOULD NOT** request to reveal the value of the revocation handle, as doing so enables Verifiers to link presentations tokens generated with the same credential. If necessary, inspection can be used to only reveal the value of the revocation handle under specific circumstances.

```
/abc:CredentialSpecification/abc:SpecificationUID
```

This element contains a URI that uniquely identifies the credential specification.

```
/abc:CredentialSpecification/abc:NumericalId
```

This element contains an optional numerical identifier of the credential specification, which must be unique across the system. The range of that numerical identifier is the same as that of an unsigned integer attribute. If this field is left blank, a cryptographic hash of the credential specification XML is used instead as numerical identifier instead.

```
/abc:CredentialSpecification/abc:FriendlyCredentialName
```

This optional element provides a friendly textual name for the credential. The content of this element **MUST** be localized in a specific language.

```
/abc:CredentialSpecification/abc:FriendlyCredentialName/@lang
```

A required language identifier, using the language codes specified in [RFC 3066], in which the content of `abc:FriendlyCredentialName` element have been localized.

```
/abc:CredentialSpecification/abc:DefaultImageReference
```

This optional element contains a reference to the default image for the credential issued according to this credential specification can be obtained.

When implementing a Privacy-ABC system, downloading images from the identity providers should be handled carefully. The reference to the external image resource must not be used

every time the credential is presented. To avoid linkability when using the credential, the corresponding image must be downloaded and stored locally at the user's side during the issuance.

`/abc:CredentialSpecification/abc:AttributeDescriptions`

This element contains the descriptions of the attributes issued using this specification, encoded in order in the n child elements. It is empty if $n=0$, i.e., if `abc:AttributeDescriptions` has no child elements.

`.../abc:AttributeDescriptions/abc:AttributeDescription`

This element contains the description of one credential attribute.

`.../abc:AttributeDescriptions/abc:AttributeDescription/@MaxLength`

This attribute specifies the maximal length in bits of the integers to which attribute values are mapped using the encoding function. The keylength of any Issuer Parameters used to issue credentials adhering to this credential specification must be large enough so that attributes of the bitlength specified here can be supported. It is up to each specific credential mechanism to describe which keylength supports which attribute bitlength.

`.../abc:AttributeDescriptions/abc:AttributeDescription/@Type`

This attribute contains the unique identifier of an attribute type encoded in credentials adhering to this specification. The attribute type is a URI, to which a semantic is associated by the definition of the attribute type. The definition of attribute types is outside the scope of this document; we refer to Section 7.5 in [IMI1.0] for examples. The attribute type (e.g., `http://example.com/firstname`) is *not* to be confused with the data type (e.g., `xs:string`) that is specified by the `DataType` attribute.

`.../abc:AttributeDescriptions/abc:AttributeDescription/@DataType`

This attribute contains the data type of the credential attribute. The supported attribute data types are the following subset of XML Schema data types. We refer to the XML Schema specification (<http://www.w3.org/TR/xmlschema-2>) for more information on these data types.

- `http://www.w3.org/2001/XMLSchema#string`
- `http://www.w3.org/2001/XMLSchema#anyURI`
- `http://www.w3.org/2001/XMLSchema#date`
- `http://www.w3.org/2001/XMLSchema#time`
- `http://www.w3.org/2001/XMLSchema#dateTime`
- `http://www.w3.org/2001/XMLSchema#integer`
- `http://www.w3.org/2001/XMLSchema#boolean`

When specifying values for attributes of these types, the following additional restrictions must be adhered to:

- Values of type `xs:date` **MUST NOT** contain a timezone
- Values of type `xs:time` **MUST NOT** contain a timezone
- Values of type `xs:dateTime` **MUST** contain a timezone

.../abc:AttributeDescriptions/abc:AttributeDescription/@Encoding

To be embedded in a Privacy-ABC, credential attribute values must typically be mapped to integers of a fixed length indicated by the `AttributeDescription/@MaxLength` attribute. The `Encoding` XML attribute specifies how the value of this credential attribute is mapped to such an integer.

Each data type has one or more possible encoding algorithms. The encoding used may influence which values can be encoded, whether inspection can be used for this attribute, and which predicates can be proved over the attribute values (see Section 4.4.1). In order to apply a predicate over multiple credential attributes, the credential attributes **MUST** have the same encoding.

The following is a list of supported encodings and their respective properties. Recommendations for typical usage are included as comments.

- Encoding: `urn:abc4trust:1.0:encoding:string:sha-256`

Data type: `http://www.w3.org/2001/XMLSchema#string`

Restrictions: none

Inspectable: no (hash value only)

Supported predicates:

`urn:oasis:names:tc:xacml:1.0:function:string-equal`

`urn:abc4trust:1.0:function:string-not-equal`

Comments: Best suited for strings of arbitrary lengths that are unlikely to be used for inspection.

- Encoding: `urn:abc4trust:1.0:encoding:string:utf-8`

Data type: `http://www.w3.org/2001/XMLSchema#string`

Restrictions: the UTF-8 encoded string must be shorter than `@MaxLength - 8 bits` or `@MaxLength/8 - 1 bytes`

Inspectable: yes

Supported predicates:

`urn:oasis:names:tc:xacml:1.0:function:string-equal`

`urn:abc4trust:1.0:function:string-not-equal`

Comments: Best suited for short strings where the possibility to use inspection should be kept open.

For long strings that are likely to require inspection, please consider splitting up the attribute into multiple attributes with this encoding.

- Encoding: `urn:abc4trust:1.0:encoding:string:prime`

Data type: `http://www.w3.org/2001/XMLSchema#string`

Restrictions: Can only be used for attributes where the value range is restricted by a list of

`.../abc:AttributeDescription/abc:AllowedValue` elements.

Inspectable: yes

Supported predicates:

`urn:oasis:names:tc:xacml:1.0:function:string-equal`

`urn:abc4trust:1.0:function:string-not-equal`

`urn:abc4trust:1.0:function:string-equal-one-of`

Comments: Best choice for attributes with a limited value range where presentation policies are likely to request showing that the attribute value is one of a given list of strings without revealing the exact value.

- Encoding: `urn:abc4trust:1.0:encoding:anyUri:sha-256`

Data type: `http://www.w3.org/2001/XMLSchema#anyURI`

Restrictions: none

Inspectable: no (hash value only)

Supported predicates:

urn:oasis:names:tc:xacml:1.0:function:anyURI-equal

urn:abc4trust:1.0:function:anyURI-not-equal

Comments: Best suited for URIs of arbitrary lengths that are unlikely to be used for inspection.

- Encoding: urn:abc4trust:1.0:encoding:anyUri:utf-8

Data type: http://www.w3.org/2001/XMLSchema#anyURI

Restrictions: shorter than @MaxLength bytes

Inspectable: yes

Supported predicates:

urn:oasis:names:tc:xacml:1.0:function:anyURI-equal

urn:abc4trust:1.0:function:anyURI-not-equal

Comments: Best suited for short URIs where the possibility to use inspection should be kept open. For long URIs that are likely to require inspection, please consider splitting up the attribute into multiple attributes with this encoding.

- Encoding: urn:abc4trust:1.0:encoding:anyURI:prime

Data type: http://www.w3.org/2001/XMLSchema#string

Restrictions: Can only be used for attributes where the value range is restricted by a list of .../abc:AttributeDescription/abc:AllowedValue elements.

Inspectable: yes

Supported predicates:

urn:oasis:names:tc:xacml:1.0:function:anyURI-equal

urn:abc4trust:1.0:function:anyURI-not-equal

urn:abc4trust:1.0:function:anyURI-equal-one-of

Comments: Best choice for attributes with a limited value range where presentation policies are likely to request showing that the attribute value is one of a given list of URIs without revealing the exact value.

- Encoding: urn:abc4trust:1.0:encoding:dateTime:unix:signed

Data type: http://www.w3.org/2001/XMLSchema#dateTime

Restrictions: none

Inspectable: yes

Supported predicates:

urn:oasis:names:tc:xacml:1.0:function:dateTime-equal

urn:oasis:names:tc:xacml:1.0:function:dateTime-greater-than

urn:oasis:names:tc:xacml:1.0:function:dateTime-greater-than-or-equal

urn:oasis:names:tc:xacml:1.0:function:dateTime-less-than

urn:oasis:names:tc:xacml:1.0:function:dateTime-less-than-or-equal

urn:abc4trust:1.0:function:dateTime-not-equal

Comments: Good default choice for times that can be far in the past and/or future. Greater-than and less-than predicates may be slightly less efficient using this encoding.

- Encoding: urn:abc4trust:1.0:encoding:dateTime:unix:unsigned

Data type: http://www.w3.org/2001/XMLSchema#dateTime

Restrictions: since 1970

Inspectable: yes

Supported predicates:

urn:oasis:names:tc:xacml:1.0:function:dateTime-equal
 urn:oasis:names:tc:xacml:1.0:function:dateTime-greater-than
 urn:oasis:names:tc:xacml:1.0:function:dateTime-greater-than-or-equal
 urn:oasis:names:tc:xacml:1.0:function:dateTime-less-than
 urn:oasis:names:tc:xacml:1.0:function:dateTime-less-than-or-equal
 urn:abc4trust:1.0:function:dateTime-not-equal

Comments: Best choice for times after 1970 that are likely to be used in combination with greater-than or less-than predicates.

- **Encoding:** urn:abc4trust:1.0:encoding:dateTime:prime

Data type: http://www.w3.org/2001/XMLSchema#dateTime

Restrictions: Can only be used for attributes where the value range is restricted by a list of .../abc:AttributeDescription/abc:AllowedValue elements.

Inspectable: yes

Supported predicates:

urn:oasis:names:tc:xacml:1.0:function:dateTime-equal
 urn:abc4trust:1.0:function:dateTime-not-equal
 urn:abc4trust:1.0:function:dateTime-equal-one of

Comments: Best choice for attributes with a limited value range where presentation policies are likely to request showing that the attribute value is one of a given list of times without revealing the exact value.

- **Encoding:** urn:abc4trust:1.0:encoding:date:unix:signed

Data type: http://www.w3.org/2001/XMLSchema#date

Restrictions: none

Inspectable: yes

Supported predicates:

urn:oasis:names:tc:xacml:1.0:function:date-equal
 urn:oasis:names:tc:xacml:1.0:function:date-greater-than
 urn:oasis:names:tc:xacml:1.0:function:date-greater-than-or-equal
 urn:oasis:names:tc:xacml:1.0:function:date-less-than
 urn:oasis:names:tc:xacml:1.0:function:date-less-than-or-equal
 urn:abc4trust:1.0:function:date-not-equal

Comments: Good default choice for dates that can be far in the past and/or future. Greater-than and less-than predicates may be less efficient using this encoding.

- **Encoding:** urn:abc4trust:1.0:encoding:date:unix:unsigned

Data type: http://www.w3.org/2001/XMLSchema#date

Restrictions: since 1970

Inspectable: yes

Supported predicates:

urn:oasis:names:tc:xacml:1.0:function:date-equal
 urn:oasis:names:tc:xacml:1.0:function:date-greater-than
 urn:oasis:names:tc:xacml:1.0:function:date-greater-than-or-equal
 urn:oasis:names:tc:xacml:1.0:function:date-less-than
 urn:oasis:names:tc:xacml:1.0:function:date-less-than-or-equal
 urn:abc4trust:1.0:function:date-not-equal

Comments: Best choice for times after 1970 that are likely to be used in combination with greater-than or less-than predicates.

- Encoding: urn:abc4trust:1.0:encoding:date:since1870:unsigned

Data type: <http://www.w3.org/2001/XMLSchema#date>

Restrictions: since 1870

Inspectable: yes

Supported predicates:

```
urn:oasis:names:tc:xacml:1.0:function:date-equal
urn:oasis:names:tc:xacml:1.0:function:date-greater-than
urn:oasis:names:tc:xacml:1.0:function:date-greater-than-or-equal
urn:oasis:names:tc:xacml:1.0:function:date-less-than
urn:oasis:names:tc:xacml:1.0:function:date-less-than-or-equal
urn:abc4trust:1.0:function:date-not-equal
```

Comments: Best choice for birth dates, which are likely to fall after 1870 but are likely to require efficient greater-than or less-than predicates.

- Encoding: urn:abc4trust:1.0:encoding:date:since2010:unsigned

Data type: <http://www.w3.org/2001/XMLSchema#date>

Restrictions: since 2010

Inspectable: yes

Supported predicates:

```
urn:oasis:names:tc:xacml:1.0:function:date-equal
urn:oasis:names:tc:xacml:1.0:function:date-greater-than
urn:oasis:names:tc:xacml:1.0:function:date-greater-than-or-equal
urn:oasis:names:tc:xacml:1.0:function:date-less-than
urn:oasis:names:tc:xacml:1.0:function:date-less-than-or-equal
urn:abc4trust:1.0:function:date-not-equal
```

Comments: Best choice for expiration dates, which are likely to fall after 2010 but are likely to require efficient greater-than or less-than predicates.

- Encoding: urn:abc4trust:1.0:encoding:date:prime

Data type: <http://www.w3.org/2001/XMLSchema#date>

Restrictions: Can only be used for attributes where the value range is restricted by a list of `.../abc:AttributeDescription/abc:AllowedValue` elements.

Inspectable: yes

Supported predicates:

```
urn:oasis:names:tc:xacml:1.0:function:date-equal
urn:abc4trust:1.0:function:date-not-equal
urn:abc4trust:1.0:function:date-equal-one of
```

Comments: Best choice for attributes with a limited value range where presentation policies are likely to request showing that the attribute value is one of a given list of dates without revealing the exact value.

- Encoding: urn:abc4trust:1.0:encoding:boolean:unsigned

Data type: <http://www.w3.org/2001/XMLSchema#boolean>

Restrictions: none

Inspectable: yes

Supported predicates:

urn:oasis:names:tc:xacml:1.0:function:boolean-equal
 urn:abc4trust:1.0:function:boolean-not-equal

- **Encoding:** urn:abc4trust:1.0:encoding:integer:unsigned

Data type: http://www.w3.org/2001/XMLSchema#integer

Restrictions: positive (including zero)

Inspectable: yes

Supported predicates:

urn:oasis:names:tc:xacml:1.0:function:integer-equal
 urn:oasis:names:tc:xacml:1.0:function:integer-greater-than
 urn:oasis:names:tc:xacml:1.0:function:integer-greater-than-or-equal
 urn:oasis:names:tc:xacml:1.0:function:integer-less-than
 urn:oasis:names:tc:xacml:1.0:function:integer-less-than-or-equal
 urn:abc4trust:1.0:function:integer-not-equal

Comments: Best for integers that cannot take negative values.

- **Encoding:** urn:abc4trust:1.0:encoding:integer:signed

Data type: http://www.w3.org/2001/XMLSchema#integer

Restrictions: none

Inspectable: yes

Supported predicates:

urn:oasis:names:tc:xacml:1.0:function:integer-equal
 urn:oasis:names:tc:xacml:1.0:function:integer-greater-than
 urn:oasis:names:tc:xacml:1.0:function:integer-greater-than-or-equal
 urn:oasis:names:tc:xacml:1.0:function:integer-less-than
 urn:oasis:names:tc:xacml:1.0:function:integer-less-than-or-equal
 urn:abc4trust:1.0:function:integer-not-equal

Comments: Best choice for integers that can have positive or negative values.

- **Encoding:** urn:abc4trust:1.0:encoding:integer:prime

Data type: http://www.w3.org/2001/XMLSchema#integer

Restrictions: Can only be used for attributes where the value range is restricted by a list of
 .../abc:AttributeDescription/abc:AllowedValue elements.

Inspectable: yes

Supported predicates:

urn:oasis:names:tc:xacml:1.0:function:integer-equal
 urn:abc4trust:1.0:function:integer-not-equal
 urn:abc4trust:1.0:function:integer-equal-one of

Comments: Best choice for attributes with a limited value range where presentation policies are likely to request showing that the attribute value is one of a given list of integers without revealing the exact value.

.../abc:AttributeDescriptions/abc:AttributeDescription/abc:FriendlyAttributeName

This optional element provides a friendly textual name for the attribute in the credential. The content of this element **MUST** be localized in a specific language.

.../abc:AttributeDescriptions/abc:AttributeDescription/abc:FriendlyAttributeName/@xml:lang

A required language identifier, using the language codes specified in [RFC 3066], in which the content of `abc:FriendlyAttributeName` element have been localized.

```
.../abc:AttributeDescriptions/abc:AttributeDescription/abc:AllowedValue
```

When present, a list of `AllowedValue` elements restricts the range of the value of this credential attribute to the specified list of values. Each `AllowedValue` element contains one possible value of the credential attribute. If `abc:AttributeDescription` contains one or more `abc:AllowedValue` elements, the actual value of the attribute of an issued credential **MUST** be from the specified set of allowed values. The contents of the `abc:AllowedValue` elements **MUST** be of the data type specified by the `abc:AttributeDescription/@DataType` attribute of the parent `abc:AttributeDescription` element.

4.2.2 System Parameters

In order for multiple issuers to agree on the cryptographic parameters to use throughout the system, all entities in the system must agree on one set of system parameters. These parameters have to be generated once, before any of the issuer parameters and other keys are generated. How this artifact is protected (authenticated) is application specific.

```
<abc:SystemParameters Version="1.0" SystemParametersUID="xs:anyURI">
  <abc:CryptoParams>...</abc:CryptoParams>
</abc:SystemParameters>
```

The following describes the attributes and elements listed in the schema outlined above:

```
/abc:SystemParameters
```

This element contains the system parameters.

```
/abc:SystemParameters/@Version
```

The version attribute has been made optional. It will be removed but currently it is kept for backwards compatibility. The version information should be taken from the schema itself rather than from this field.

```
/abc:SystemParameters/@SystemParametersUID
```

This element contains a URI that uniquely identifies the system parameters. This field will be required in future versions.

```
/abc:SystemParameters/abc:CryptoParams
```

This element describes the set of public cryptographic parameters to which all issuer, verifiers, users, revocation authorities, and inspectors need to perform any of the cryptographic tasks. The content of this element is defined in an external profile.

4.2.3 Issuer Parameters

In order to issue credentials, the issuer must specify system parameters, and generate a key pair consisting of a secret issuing key and a public verification key. The issuer publishes its public parameters using the artifact described below. How this artifact is protected (authenticated) is application specific; e.g., it could be included in a certificate signed by a certification authority, or could be provided as part of some metadata retrievable from a trusted source.

Note that one set of issuer parameters can be used to issue credentials according to several different credential specifications.

```
<abc:IssuerParameters Version="1.0">
```



```

<abc:ParametersUID>xs:anyURI</abc:ParametersUID>
<abc:FriendlyIssuerDescription lang="xs:language">
  xs:string
</abc:FriendlyIssuerDescription>*
<abc:AlgorithmID>xs:anyURI</abc:AlgorithmID>
<abc:SystemParametersUID>xs:anyURI</abc:SystemParametersUID>
<abc:MaximalNumberOfAttributes>xs:int</abc:MaxNumberOfAttributes>
<abc:HashAlgorithm>xs:anyURI</abc:HashAlgorithm>
<abc:CryptoParams>...</abc:CryptoParams>
<abc:RevocationParametersUID>...</abc:RevocationParametersUID>?
</abc:IssuerParameters>

```

The following describes the attributes and elements listed in the schema outlined above:

/abc:IssuerParameters

This element contains an issuer's public parameters.

/abc:IssuerParameters/@Version

The version attribute has been made optional. It will be removed but currently is kept for backwards compatibility. The version information should be taken from the schema itself rather than from this field.

/abc:IssuerParameters/abc:ParametersUID

This element contains a URI that uniquely identifies the public issuer parameters.

/abc:IssuerParameters/abc:FriendlyIssuerDescription

This optional element provides a friendly textual description of the issuer. The content of this element **MUST** be localized in a specific language.

/abc:IssuerParameters/abc:FriendlyIssuerDescription/@lang

A required language identifier, using the language codes specified in [RFC 3066], in which the content of abc:FriendlyIssuerDescription element have been localized.

/abc:IssuerParameters/abc:AlgorithmID

This element identifies the algorithm of the public issuer parameters. The algorithm URIs urn:abc4trust:1.0:algorithm:idemix for Identity Mixer and urn:abc4trust:1.0:algorithm:uprove for U-Prove **MUST** be supported; other algorithms **MAY** be supported.

/abc:IssuerParameters/abc:SystemParametersUID

This element identifies the system parameters that are to be used with these issuer parameters.

/abc:IssuerParameters/abc:MaximalNumberOfAttributes

One set of issuer parameters can be used to issue credentials adhering to multiple credential specifications. This element specifies the maximum number of attributes for such credentials. The number of attributes in a credential is fixed by credential specification. For revocable credentials, the revocation handle counts towards the maximum number of attributes.

/abc:IssuerParameters/abc:HashAlgorithm

This element specifies the hash algorithm that is to be used in the generation of the presentation tokens derived from credentials issued under these parameters. This hash algorithm is not to be confused with the encoding algorithm that maps attribute values to integers and may also specify a hash function to

apply to long attribute values. The hash algorithm SHA-256 with identifier `urn:abc4trust:1.0:hashalgorithm:sha-256` MUST be supported; other algorithms MAY be supported.

`/abc:IssuerParameters/abc:CryptoParams` This element describes the set of public cryptographic parameters needed to issue, use, and verify credentials. The content of this element is defined in an external profile based on the value of the `abc:AlgorithmID` element.

`/abc:IssuerParameters/abc:RevocationParametersUID`

This optional element contains the parameters identifier of a revocation authority that is responsible for revoking credentials issued under these issuer parameters. The parameters referred to here are determined by the issuer (i.e., issuer-driven revocation), meaning that any presentation token involving credentials issued under these issuer parameters MUST be checked against the latest revocation information associated to the revocation parameters referenced by this element.

4.2.4 Inspector Public Key

In order to decrypt encrypted attributes, an inspector must generate a key pair consisting of a secret decryption key and a public encryption key. The inspector publishes its public key using the artifact described below. How this artifact is protected (authenticated) is application specific; e.g., it could be included in a certificate signed by a certification authority, or could be provided as part of some metadata retrievable from a trusted source.

```
<abc:InspectorPublicKey Version="1.0">
  <abc:PublicKeyUID>xs:anyURI</abc:PublicKeyUID>
  <abc:AlgorithmID>xs:anyURI</abc:AlgorithmID>
  <abc:FriendlyInspectorDescription lang="xs:language">
    xs:string
  </abc:FriendlyInspectorDescription>*
  <abc:CryptoParams>...</abc:CryptoParams>
</abc:InspectorPublicKey>
```

The following describes the attributes and elements listed in the schema outlined above:

`/abc:InspectorPublicKey`

This element contains an inspector's public key.

`/abc:InspectorPublicKey/@Version`

The version attribute has been made optional. It will be removed but currently is kept for backwards compatibility. The version information should be taken from the schema itself rather than from this field.

`/abc:InspectorPublicKey/abc:PublicKeyUID`

This element contains a URI that uniquely identifies the public key.

`/abc:InspectorPublicKey/abc:AlgorithmID`

This element identifies the algorithm of the public key. The Camenisch-Shoup inspection algorithm [CS03] with identifier `urn:abc4trust:1.0:inspectionalgorithm:camenisch-shoup03` MUST be supported; other algorithms MAY be supported.

`/abc:InspectorPublicKey/abc:FriendlyInspectorDescription`

This optional element provides a friendly textual description for the inspector's public key. The content of this element **MUST** be localized in a specific language.

```
/abc:InspectorPublicKey/abc:FriendlyInspectorDescription/@lang
```

A required language identifier, using the language codes specified in [RFC 3066], in which the content of `abc:FriendlyInspectorDescription` element have been localized.

```
/abc:InspectorPublicKey/abc:CryptoParams
```

This element describes the set of public cryptographic parameters needed to issue, use, and verify credentials. The content of this element is defined in an external profile based on the value of the `abc:AlgorithmID` element.

4.2.5 Verifier Parameters

In order for the verifier to communicate to the user which cryptographic algorithms he supports, and provide additional parameters for these algorithms, the verifier must generate a set of verifier parameters and send them to the user. How this artifact is protected (authenticated) is application specific.

```
<abc:VerifierParameters    Version="1.0"    VerifierParametersId="xs:anyURI"
SystemParametersId="xs:anyURI">
  <abc:CryptoParams>...</abc:CryptoParams>
</abc:VerifierParameters>
```

The following describes the attributes and elements listed in the schema outlined above:

```
/abc:VerifierParameters
```

This element contains the verifier parameters.

```
/abc:VerifierParameters/@Version
```

The version attribute has been made optional. It will be removed but currently it is kept for backwards compatibility. The version information should be taken from the schema itself rather than from this field.

```
/abc:VerifierParameters/@VerifierParametersId
```

This element contains a URI that uniquely identifies these verifier parameters.

```
/abc:VerifierParameters/@SystemParametersId
```

This element contains a URI that references the system parameters that are to be used with these verifier parameters.

```
/abc:VerifierParameters/abc:CryptoParams
```

This element describes the set of public cryptographic parameters which the user needs to determine which cryptographic algorithms are supported by the verifier, and which cryptographic parameters must be used in those algorithms. The content of this element is defined in an external profile.

4.3 Revocation

A Revocation Authority maintains information about valid and, in particular, revoked credentials. To do so, it first generates public parameters and possibly corresponding secret parameters. It publishes its public parameters together with a description of the particular revocation method that is used and a reference to the location where the most current revocation information will be published.

Some revocation mechanisms, such as the implemented accumulator scheme, require users to obtain an additional piece of information called non-revocation evidence in order to be able to prove that their credential is still valid.

The different revocation mechanisms vary quite strongly in how the non-revocation evidence is created and maintained. Depending on the specific mechanism, the non-revocation evidence

- may be the same for all users, or may be different for each user and/or each issued credential;
- may be sensitive information that the user needs to keep strictly secret, or may be leaked to other participants without further harm;
- may be first created during the issuance of the credential, during the first usage (presentation) of the credential, or at any time between issuance and first usage;
- may have to be kept up-to-date with the non-revocation information, or may remain the same for the lifetime of the credential.

The Revocation Authority can also include references to the locations where the users can obtain the information to create and to update their non-revocation evidence. Both the initialization of the non-revocation evidence and the update may be multi-leg cryptographic protocols.

4.3.1 Revocation Authority Parameters

Each Revocation Authority generates and publishes its parameters at setup. The parameters are static, i.e., they do not change over time as more credentials are revoked.

```
<abc:RevocationAuthorityParameters Version="1.0">
  <abc:ParametersUID>xs:anyURI</abc:ParametersUID>
  <abc:RevocationMechanism>xs:anyURI</abc:RevocationMechanism>
  <abc:RevocationInfoReference ReferenceType="xs:anyURI">
    ...
  </abc:RevocationInfoReference>?
  <abc:NonRevocationEvidenceReference ReferenceType="xs:anyURI">
    ...
  </abc:NonRevocationEvidenceReference>?
  <abc:NonRevocationEvidenceUpdateReference ReferenceType="xs:anyURI">
    ...
  </abc:NonRevocationEvidenceUpdateReference>?
  <abc:CryptoParams>...</CryptoParams>?
</abc:RevocationAuthorityParameters>
```

```
/abc:RevocationAuthorityParameters
```

This element contains the public parameters of the Revocation Authority

```
/abc:RevocationAuthorityParameters/@Version
```

The version attribute has been made optional. It will be removed but currently is kept for backwards compatibility. The version information should be taken from the schema itself rather than from this field.

/abc:RevocationAuthorityParameters/abc:ParametersUID

This element contains a unique identifier for these Revocation Authority parameters.

/abc:RevocationAuthorityParameters/RevocationMechanism

This attribute indicates the mechanism or algorithm used to revoke credentials. *The list of supported revocation mechanisms and their identifiers have not yet been defined.*

/abc:RevocationAuthorityParameters/abc:RevocationInfoReference

This optional element contains a reference to the endpoint where the most current public revocation information corresponding to these parameters can be obtained.

/abc:RevocationAuthorityParameters/abc:NonRevocationEvidenceReference

This optional element contains a reference to the endpoint with the information about how to obtain the (possibly private) user-specific non-revocation evidence object.

/abc:RevocationAuthorityParameters/abc:NonRevocationEvidenceUpdateReference

This optional element contains a reference to the endpoint the most current information for updating the non-revocation evidence can be obtained.

/abc:RevocationAuthorityParameters/abc:RevocationInfoReference/@ReferenceType

This attribute indicates the type of reference to the revocation information endpoint.

/abc:RevocationAuthorityParameters/abc:CryptoParams

This element describes the set of public cryptographic parameters that are needed to verify the Revocation Information. The content of this element is defined in an external profile based on the value of the abc:RevocationMechanism element.

4.3.2 Revocation Information

A Revocation Authority regularly publishes the most recent revocation information, allowing Users to prove and Verifiers to ensure that the credentials used to generate a presentation token have not been revoked. Contrary to the Revocation Authority parameters, the revocation information changes over time, e.g., at regular time intervals, or whenever a new credential is revoked.

The Revocation Authority publishes the revocation information using the artifact described below. How this artifact is protected (authenticated) is application specific; e.g., it could be included in a XML-signed document or provided as part of some metadata retrievable from a trusted source.

```
<abc:RevocationInformation Version="1.0">
  <abc:RevocationInformationUID>xs:anyURI</abc:InformationUID>
<abc:RevocationAuthorityParametersUID>
  xs:anyURI
</abc:RevocationAuthorityParametersUID>
<abc:Created>xs:dateTime</abc:Created>?
<abc:Expires>xs:dateTime</abc:Expires>?
  <abc:CryptoParams>...</abc:CryptoParams>
</abc:RevocationInformation>
```

The following describes the attributes and elements listed in the schema outlined above:

/abc:RevocationInformation

This element contains the current revocation information, as published by the Revocation Authority. At each update of the revocation information, a new `abc:RevocationInformation` element is generated.

`/abc:RevocationInformation/@Version`

The version attribute has been made optional. It will be removed but currently is kept for backwards compatibility. The version information should be taken from the schema itself rather than from this field.

`/abc:RevocationInformation/abc:RevocationInformationUID`

This element contains the unique identifier of the revocation information. This identifier is different for each version of the revocation information, i.e., a new URI is used at every update.

`/abc:RevocationInformation/abc:RevocationAuthorityUID`

This element contains the identifier of the parameters of the revocation authority that published the revocation information.

`/abc:RevocationInformation/abc:Created`

This optional element contains the date and time when the revocation information was updated or first published.

`/abc:RevocationInformation/abc:Expires`

This optional element contains the date and time until when the revocation information is valid.

`/abc:IssuerParameters/abc:CryptoParams`

This element describes the set of public cryptographic parameters needed to verify whether a credential is still valid. (The content of this element is defined in an external profile based on the value of the `@RevocationMechanism` attribute specified in the referenced `abc:RevocationAuthorityParameters` element)

4.3.3 Non-Revocation Evidence

The exact details of how and when the non-revocation evidence is created and updated vary greatly among the different revocation mechanisms. We therefore simply define an artifact that acts as a wrapper for a message in a (possibly multi-legged) evidence creation or update protocol. These messages are sent to and received as a response from the evidence creation and update endpoints specified in the Revocation Authority parameters.

```
<abc:RevocationMessage Context="...">
  <abc:RevocationAuthorityParametersUID>
    xs:anyURI
  </abc:RevocationAuthorityParametersUID>
  <abc:RevocationMessageType>
    xs:string
  </abc:RevocationMessageType>
  <abc:CryptoParams>...</abc:CryptoParams>
</abc:RevocationMessage>
```

The following describes the attributes and elements listed in the schema outlined above:

`/abc:RevocationMessage/@Context`

This attribute contains a unique identifier for this protocol session, so that the different flows in the protocol session can be linked together. The request **MUST** contain a Context attribute. The revocation authority **MUST** reject requests with context values already in use.

/abc:RevocationMessage/abc:RevocationAuthorityParametersUID

This element contains the identifier of the parameters of the revocation authority that creates the non-revocation evidence information.

/abc:RevocationMessage/abc:RevocationMessageType

This element serves to communicate the purpose of this message to the communication endpoint. For example, the verifier may specify to retrieve the most recent revocation information using this field.

/abc:RevocationMessage/abc:CryptoParams

This element describes the mechanism-specific (cryptographic) parameters needed to obtain the non-revocation evidence information for building or updating the evidence.

4.4 Presentation

The user agent can create presentation tokens using one or more credentials in its possession. The verifier can optionally insist that all credentials used to generate the token are bound to the same user (i.e., to the same user secret) or device.

In a typical ABC presentation interaction, the user first requests access to a protected resource, upon which the verifier sends a presentation policy that describes which credentials the user should present to obtain access. The user agent then checks whether it has the necessary credentials to satisfy the verifier's presentation policy, and if so, generates a presentation token containing the appropriate cryptographic evidence.

Upon receiving the presentation token, the verifier checks that the cryptographic evidence is valid for the presented credentials and checks that the token satisfies the presentation policy. If both tests succeed, it grants access to the resource.

4.4.1 Presentation Policy

The verifier's policy describes the class of presentation tokens that it will accept. It is expressed by means of a `abc:PresentationPolicyAlternatives` element, with the following schema:

```
<abc:PresentationPolicyAlternatives Version="1.0">
<abc:PresentationPolicy PolicyUID="xs:anyURI"?>
  <abc:Message>
    <abc:Nonce>...</abc:Nonce>?
    <abc:FriendlyPolicyName lang="xs:language">
      xs:string
    </abc:FriendlyPolicyName>*
    <abc:FriendlyPolicyDescription lang="xs:language">
      xs:string
    </abc:FriendlyPolicyDescription>*
    <abc:VerifierIdentity>xs:any</abc:VerifierIdentity>?
    <abc:ApplicationData>...</abc:ApplicationData>?
  </abc:Message>?
  <abc:Pseudonym Exclusive="xs:boolean"? Scope="xs:string"
```

```

    Established="xs:boolean"? Alias="xs:anyURI"?
    SameKeyBindingAs="xs:anyURI"?>
      <abc:PseudonymValue> </abc:PseudonymValue>?
    </abc:Pseudonym>*
  <abc:Credential Alias="xs:anyURI"? SameKeyBindingAs="xs:anyURI"?>
    <abc:CredentialSpecAlternatives>
      <abc:CredentialSpecUID>...</abc:CredentialSpecUID>+
    </abc:CredentialSpecAlternatives>
    <abc:IssuerAlternatives>
      <abc:IssuerParametersUID
        RevocationInformationUID="xs:anyURI"?>
        ...
      </abc:IssuerParametersUID>+
    </abc:IssuerAlternatives>
    <abc:DisclosedAttribute AttributeType="xs:anyURI"
      DataHandlingPolicy="xs:anyURI"?>
      ( <abc:InspectorAlternatives>
        <abc:InspectorPublicKeyUID>...</abc:InspectorPublicKeyUID>+
      </abc:InspectorAlternatives>
      <abc:InspectionGrounds>...</abc:InspectionGrounds>
      ) ?
    </abc:DisclosedAttribute>*
  </abc:Credential>*
  <abc:VerifierDrivenRevocation>
    <abc:RevocationParametersUID>...</abc:RevocationParametersUID>
    <abc:Attribute CredentialAlias="xs:anyURI"
      AttributeType="xs:anyURI">+
  </abc:VerifierDrivenRevocation>*
  <abc:AttributePredicate Function="xs:anyURI">
    ( <abc:Attribute CredentialAlias="xs:anyURI"
      AttributeType="xs:anyURI" DataHandlingPolicy="xs:anyURI"?/>
    |
    <abc:ConstantValue>...</abc:ConstantValue>
    )+
  </abc:AttributePredicate>*
</abc:PresentationPolicy>+
</abc:PresentationPolicyAlternatives>

```

The following describes the attributes and elements listed in the schema outlined above:

/abc:PresentationPolicyAlternatives

This element contains a presentation policy, which may contain multiple policy alternatives as child elements. The presented token must satisfy at least one of the specified policies.

/abc:PresentationPolicyAlternatives/@Version

The version attribute has been made optional. It will be removed but currently is kept for backwards compatibility. The version information should be taken from the schema itself rather than from this field.

/abc:PresentationPolicyAlternatives/abc:PresentationPolicy

This element contains one policy alternative.

.../abc:PresentationPolicy/@PolicyUID

This attribute assigns a unique identifier to this presentation policy that can be referenced from presentation tokens that satisfy the policy.

/abc:PresentationPolicyAlternatives/abc:PresentationPolicy/abc:Message

This optional element specifies a message to be authenticated (signed) by the private key of each credential in the token.

.../abc:PresentationPolicy/abc:Message/abc:Nonce

This optional element contains a random nonce.

.../abc:PresentationPolicy/abc:Message/abc:FriendlyPolicyName

This optional element provides a friendly textual name for the policy. The content of this element **MUST** be localized in a specific language.

.../abc:PresentationPolicy/abc:Message/abc:FriendlyPolicyName/@lang

A required language identifier, using the language codes specified in [RFC 3066], in which the content of abc:FriendlyPolicyName element have been localized.

.../abc:PresentationPolicy/abc:Message/abc:FriendlyPolicyDescription

This optional element provides a friendly textual description for the policy. The content of this element **MUST** be localized in a specific language.

.../abc:PresentationPolicy/abc:Message/abc:FriendlyPolicyDescription/@lang

A required language identifier, using the language codes specified in [RFC 3066], in which the content of abc:FriendlyPolicyDescription element have been localized.

.../abc:PresentationPolicy/abc:Message/abc:VerifierIdentity

This optional element contains the identity of the verifier (e.g., his URL, public key, or SSL certificate hash) for whom the presentation token must be constructed. The presentation token will authenticate the verifier identity, offering some protection against man-in-the-middle attacks if the user's application software can parse and verify the verifier's identity.

.../abc:PresentationPolicy/abc:Message/abc:ApplicationData

This optional element can contain any application-specific data. The contained data **MAY** be human readable, depending on the application, and displayed to the user.

/abc:PresentationPolicyAlternatives/abc:PresentationPolicy/abc:Pseudonym

When present, this optional element indicates that a pseudonym must be presented with the presentation token. If this policy does not involve any credentials to be presented, then a verifiable pseudonym must be presented. Otherwise, a certified pseudonym associated to the presented credentials must be presented. See Section 2.4 for more information on pseudonyms.

.../abc:PresentationPolicy/abc:Pseudonym/@Scope

This attribute indicates a string to which the pseudonym is associated. The user agent is assumed to maintain state information to keep track of which pseudonym it previously used for which scope. There can be multiple verifiable or certified pseudonyms associated to the same scope string, but a scope-exclusive pseudonym is guaranteed to be unique with respect to the scope string and the user secret. In the former case, the scope string is merely a hint to the user agent which of its stored pseudonyms can be reused in the presentation token, or to which scope string it should associate a newly created pseudonym. In the latter case, the scope string uniquely determines the pseudonym that

needs to be used. The scope string MAY encode an identifier of the verifier and/or of the requested resource. See Section 2.4 for more information on the use of pseudonyms.

.../abc:PresentationPolicy/abc:Pseudonym/@Exclusive

When present and set to true, this attribute indicates that a scope-exclusive pseudonym is to be presented with the token. The value of the @Scope attribute determines the scope with respect to which the pseudonym must be generated. See Section 2.4 for more information on scope-exclusive pseudonyms.

.../abc:PresentationPolicy/abc:Pseudonym/@Established

When set to true, this attribute indicates that the pseudonym to be presented by the User must re-authenticate under a pseudonym that was previously established with the Verifier. When set to false or when not present, this attribute indicates that the User may establish a new pseudonym in the presentation token.

.../abc:PresentationPolicy/abc:Pseudonym/@Alias

This optional attribute defines an alias for this pseudonym so that it can be referred to from other pseudonyms or credentials to enforce same key binding, or, if this presentation token is part of an issuance token, to support carrying over key binding to the newly issued credential. See the /abc:IssuancePolicy/abc:CredentialTemplate/abc:UnknownAttributes /abc:KeyBinding/abc:PseudonymInfo/@Alias element.

.../abc:PresentationPolicy/abc:Pseudonym/@SameKeyBindingAs

If present, this XML attribute contains an alias referring either to another Pseudonym element within this policy, or to a Credential element for a credential with key binding. This indicates that the current pseudonym and the referred pseudonym or credential have to be bound to the *same* key. Insisting credentials to be bound to the same key limits users from sharing credentials.

The pseudonym or credential that is referred to does not have to refer back to this pseudonym. If the referred to pseudonym or credential also has a SameKeyBindingAs attribute that refers to a third pseudonym or credential, then all three pseudonyms/credentials must be bound to the same key. In other words, SameKeyBindingAs induces a transitive relationship.

.../abc:PresentationPolicy/abc:Pseudonym/abc:PseudonymValue

When present, this optional element indicates that a pseudonym with the given value must be presented, the value being encoded as content of type xs:base64Binary. Note that this feature only makes sense if the verifier has reason to believe that the user to whom the policy is sent knows the user secret (and, if applicable, pseudonym metadata) underlying the given pseudonym, for example, because he established the pseudonym in a previous presentation token.

.../abc:PresentationPolicy/abc:Credential

This optional element specifies a credential that has to be used in the generation of the token. Omitting this element may be useful, for example, when the user can obtain access by merely presenting an existing verifiable pseudonym.

.../abc:PresentationPolicy/abc:Credential/@Alias

This optional attribute creates an alias for this credential to refer to attributes from this credential in attribute predicates. See the .../abc:PresentationPolicy/abc:AttributePredicates element.

.../abc:PresentationPolicy/abc:Credential/@SameKeyBindingAs

If present, this XML attribute contains an alias referring either to a Pseudonym element within this policy, or to another Credential element for a credential with key binding. This indicates that the current credential and the referred pseudonym or credential have to be bound to the *same* key. Insisting credentials to be bound to the same key limits users from sharing credentials.

The pseudonym or credential that is referred to does not have to refer back to this credential. If the referred to pseudonym or credential also has a `SameKeyBindingAs` attribute that refers to a third pseudonym or credential, then all three pseudonyms/credentials must be bound to the same key. In other words, `SameKeyBindingAs` induces a transitive relationship.

.../abc:PresentationPolicy/abc:Credential/abc:CredentialSpecAlternatives

This element contains a list of credential specifications. The issued credential used to instantiate this credential in the presentation token must adhere to one of the listed credential specifications.

.../abc:Credential/abc:CredentialSpecAlternatives/abc:CredentialSpecUID

This element contains one credential specification identifier that can be used to instantiate this credential in the presentation token.

.../abc:Credential/abc:IssuerAlternatives

This element contains a list of identifiers for issuer parameters UID. The issued credential used to instantiate this credential in the presentation token must be issued under one of the listed issuer parameters.

.../abc:Credential/abc:IssuerAlternatives/abc:IssuerParametersUID

This element contains one issuer parameters identifier that is accepted for this credential in the presentation token.

This specification defines two dedicated values for the issuer parameters:

- The value `http://abc4trust.eu/wp2/issuerparameters/unsigned` indicates that the attribute values in this credential are self-claimed, without any form of authentication by either an external issuer or the user herself.
- The value `http://abc4trust.eu/wp2/issuerparameters/pseudonymously-self-signed` indicates that the attribute values in this credential are self-claimed and signed under the pseudonym of the user provided in the same presentation token. This value can only occur when the presentation policy contains a `/abc:PresentationPolicyAlternatives/abc:PresentationPolicy/abc:Pseudonym element`.

.../abc:IssuerAlternatives/abc:IssuerParametersUID/@RevocationInformationUID

If the issuer parameters referred to in this element specify an Issuer-driven Revocation Authority, i.e., if the referred `abc:IssuerParameters` element contains an `abc:RevocationParametersUID` child element, then this optional XML attribute can indicate for which version of the revocation information the presented token must be valid. By specifying the current revocation information identifier in the presentation policy, the User does not have to get in touch with the Revocation Authority to check whether her non-revocation evidence information is still up to date, thereby avoiding a possible source of linkability.

.../abc:PresentationPolicy/abc:Credential//abc:DisclosedAttribute

This element specifies an attribute of this credential that has to be revealed in the presentation token, either to the verifier itself, or to an external inspector.

Even though there are no syntactical restrictions imposing this, presentation policies **SHOULD NOT** request to reveal the value of the revocation handle (with attribute type `http://abc4trust.eu/wp2/abcschemav1.0/revocationhandle`), as doing so enables Verifiers to link presentations tokens generated with the same credential. If necessary, inspection can be used to only reveal the value of the revocation handle under specific circumstances.

.../abc:Credentials/abc:Credential/abc:DisclosedAttribute/@AttributeType

This attribute specifies the type of the credential attribute of which the value must be revealed in the presentation token. If multiple credential specifications are allowed for this credential (i.e., if multiple `abc:CredentialSpecUID` elements are listed in the `abc:CredentialSpecAlternatives` child element of the ancestor `abc:Credential` element), then the specified attribute type **MUST** occur in all listed credential specifications.

For each credential and each attribute type, there **MUST** be at most one `abc:DisclosedAttribute` element without `abc:InspectorAlternatives` child element. Likewise, for each credential and each attribute type, there **MUST** be at most one `abc:DisclosedAttribute` element with the same `abc:InspectionGrounds` child element.

.../abc:Credential/abc:DisclosedAttribute/@DataHandlingPolicy

This XML attribute can be used to refer to an external data handling policy describing how the Verifier will treat the revealed attribute value once it is received. The data handling policy may be human-readable and/or machine-readable. The specification of a data handling policy schema is outside of the scope of this document.

.../abc:Credential/abc:DisclosedAttribute/abc:InspectorAlternatives

This optional element lists a number of inspector public key identifiers. When present, this element indicates that the value of this attribute does not have to be revealed to the verifier, but must be encrypted under one of the listed inspector public keys. See Section 2.6 for more details on revealing attributes to an inspector.

.../abc:DisclosedAttribute/abc:InspectorAlternatives/abc:InspectorPublicKeyUID

This element contains one identifier of an inspector public key under which the attribute value can be encrypted.

.../abc:Credential/abc:DisclosedAttribute/abc:InspectionGrounds

This optional element contains a string describing the valid grounds or circumstances under which the inspector can be asked to decrypt the attribute value or circumstances. This element must be present whenever a sibling `abc:InspectorAlternatives` element is present. See Section 2.6 for more details on revealing attributes to an inspector.

.../abc:PresentationPolicy/abc:VerifierDrivenRevocation

This optional element specifies all parameters for checking if a (set of) attribute value(s) from the specified credentials was not revoked using verifier-driven revocation.

Verifier-driven revocation can be based on combinations of attributes from a set of different credentials, in which case there will be multiple `abc:Attribute` elements per one `abc:VerifierDrivenRevocation` element. Then the User has to prove that a disjunctive combination of these attribute values was not revoked with respect to the specified `abc:RevocationParametersUID`.

.../abc:PresentationPolicy/abc:VerifierDrivenRevocation/abc:RevocationParametersUID

This element contains the UID of the revocation authority parameters. The User needs to provide a proof that a following (set of) attribute value(s) was not revoked according to the specified set of parameters.

.../abc:PresentationPolicy/abc:VerifierDrivenRevocation/abc:Attribute

This element specifies a credential attribute that is used for verifier-driven revocation.

```
.../abc:PresentationPolicy/abc:VerifierDrivenRevocation/abc:Attribute/@CredentialAlias
```

This attribute specifies the alias of the credential from which the attribute is used. The specified value **MUST** also occur as an `Alias` attribute in an `abc:Credential` element within this `abc:PresentationPolicy`.

```
.../abc:PresentationPolicy/abc:VerifierDrivenRevocation/abc:Attribute/@AttributeType
```

This attribute refers to the attribute within the credential that is to be used for verifier driven-revocation.

```
.../abc:PresentationPolicy/abc:AttributePredicate
```

This element specifies a predicate that must hold over the attribute values. To satisfy the policy, the presentation token must for each of the listed predicates either prove (in a data-minimizing way) that the credential attributes satisfy the specified predicate, or must reveal the value of the involved attribute(s) so that the verifier can check whether the predicate is satisfied. The child elements are the ordered list of arguments of the predicate.

```
.../abc:PresentationPolicy/abc:AttributePredicate/@Function
```

This attribute specifies the boolean function for this predicate. See Section 4.4.3 for a list of supported functions and their implications on the list of arguments in the child elements. Note that not all predicate functions can be used for all attributes: the allowed predicate functions depend on the data type and on the chosen encoding of the credential attributes. See Section 4.2.1 for a list of which predicates can be used in combination with which data types and encodings.

```
.../abc:AttributePredicate/abc:Attribute
```

This element specifies a reference to a credential attribute that is to be used as an argument of the predicate.

```
.../abc:AttributePredicate/abc:Attribute/@CredentialAlias
```

This attribute specifies the alias of the credential from which the attribute must be used. The specified alias **MUST** also occur as an `Alias` attribute in an `abc:Credential` element within the ancestor `abc:PresentationPolicy` element.

```
.../abc:AttributePredicate/abc:Attribute/@AttributeType
```

This attribute refers to the attribute within the credential that is to be used as an argument in the predicate.

```
.../abc:AttributePredicate/abc:Attribute/@DataHandlingPolicy
```

This XML attribute can be used to refer to an external data handling policy describing how the Verifier will treat the information that the attribute value satisfies the specified predicate. The data handling policy may be human-readable and/or machine-readable. The specification of a data handling policy schema is outside of the scope of this document.

```
.../abc:AttributePredicate/abc:ConstantValue
```

This element contains a constant value that is to be used as an argument in the predicate. The data type of the argument depends on the function of the predicate. We refer to Section 4.5.3 for a list of supported functions and the data types of their arguments.

4.4.2 Presentation Token

The presentation of one or multiple credentials results in a presentation token that is sent to the verifier. The syntax for the element is:

```

<abc:PresentationToken Version="1.0">
  <abc:PresentationTokenDescription PolicyUID="xs:anyURI"
    TokenUID="xs:anyURI"?>
    <abc:Message>
      <abc:Nonce>...</abc:Nonce>?
      <abc:FriendlyPolicyName lang="xs:language">
        xs:string
      </abc:FriendlyPolicyName>*
      <abc:FriendlyPolicyDescription lang="xs:language">
        xs:string
      </abc:FriendlyPolicyDescription>*
      <abc:VerifierIdentity>xs:any</abc:VerifierIdentity>
      <abc:ApplicationData>...</abc:ApplicationData>?
    </abc:Message>?
    <abc:Pseudonym Scope="xs:string"? Exclusive="xs:boolean"?
      Alias="xs:anyURI"? SameKeyBindingAs="xs:anyURI"?>
        <abc:PseudonymValue>...</abc:PseudonymValue>
      </abc:Pseudonym>*
      <abc:Credential Alias="xs:anyURI"? SameKeyBindingAs="xs:anyURI"?>
        <abc:CredentialSpecUID>...</abc:CredentialSpecUID>
        <abc:IssuerParametersUID>...</abc:IssuerParametersUID>
        <abc:RevocationInformationUID>
          ...
        </abc:RevocationInformationUID>?
        <abc:DisclosedAttribute AttributeType="xs:anyURI"
          DataHandlingPolicy="xs:anyURI"?>
          ( <abc:InspectorPublicKeyUID>...</abc:InspectorPublicKeyUID>
            <abc:InspectionGrounds>...</abc:InspectionGrounds>
          )?
          <abc:AttributeValue>...</abc:AttributeValue>
        </abc:DisclosedAttribute>*
      </abc:Credential>*
    <abc:VerifierDrivenRevocation>
      <abc:RevocationInformationUID>...</abc:RevocationInformationUID>
      <abc:Attribute AttributeType="xs:anyURI"
        CredentialAlias="xs:anyURI" >+
    </abc:VerifierDrivenRevocation>*
    <abc:AttributePredicate Function="xs:anyURI">
      ( <abc:Attribute CredentialAlias="xs:anyURI"
        AttributeType="xs:anyURI"
        DataHandlingPolicy="xs:anyURI"?/>
        |
        <abc:ConstantValue>...</abc:ConstantValue>
      )+
    </abc:AttributePredicate>*
  </abc:PresentationTokenDescription>

```

```
<abc:CryptoEvidence>...</abc:CryptoEvidence>
</abc:PresentationToken>
```

The following describes the attributes and elements listed in the schema outlined above:

```
/abc:PresentationToken
```

This element contains a presentation token.

```
/abc:PresentationToken/@Version
```

The version attribute has been made optional. It will be removed but currently is kept for backwards compatibility. The version information should be taken from the schema itself rather than from this field.

```
/abc:PresentationTokenDescription
```

This element contains a technology-agnostic description of the revealed information.

```
.../abc:PresentationPolicy/@PolicyUID
```

This attribute refers to the UID of the presentation policy that this token satisfies.

```
.../abc:PresentationPolicy/@TokenUID
```

This optional attribute assigns a unique identifier to this presentation token.

```
.../abc:PresentationTokenDescription/abc:Message
```

This optional element specifies a message that is authenticated (signed) by the private key of each credential in the token.

```
.../abc:PresentationTokenDescription/abc:Message/abc:Nonce
```

This optional element contains a random nonce that is to be signed by a presentation token satisfying this policy. The nonce is generated by the Issuer and prevents replay attacks.

```
.../abc:PresentationTokenDescription/abc:Message/abc:FriendlyPolicyName
```

This optional element provides a friendly textual name for the policy. The content of this element **MUST** be localized in a specific language.

```
.../abc:PresentationTokenDescription/abc:Message/abc:FriendlyPolicyName/@lang
```

A required language identifier, using the language codes specified in [RFC 3066], in which the content of `abc:FriendlyPolicyName` element have been localized.

```
.../abc:PresentationTokenDescription/abc:Message/abc:VerifierIdentity
```

This optional element contains the identity of the verifier (e.g., his URL, public key, or SSL certificate hash) to whom this presentation token is intended. The presentation token authenticates the verifier identity, meaning that it cannot be changed after the token was created. This can offer protection against man-in-the-middle attacks if the user's application software has a way to parse and verify the verifier's identity.

The format and verification of the verifier identity must be performed by the application logic. The ABCE does not perform any such checks.

```
.../abc:PresentationTokenDescription/abc:Message/abc:FriendlyPolicyDescription
```

This optional element provides a friendly textual description for the policy. The content of this element **MUST** be localized in a specific language.

```
.../abc:Message/abc:FriendlyPolicyDescription/@lang
```

A required language identifier, using the language codes specified in [RFC 3066], in which the content of `abc:FriendlyPolicyDescription` element have been localized.

.../abc:PresentationTokenDescription/abc:Message/abc:ApplicationData

This optional element can contains data of type string.

.../abc:PresentationTokenDescription/abc:Pseudonym

When present, this element indicates that a pseudonym is presented with the presentation token. If this policy does not involve any credentials, then this is a verifiable pseudonym, otherwise it is a certified pseudonym associated to the presented credentials. See Section 2.4 for more information on pseudonyms.

.../abc:PresentationTokenDescription/abc:Pseudonym/@Scope

This optional attribute indicates that the presented pseudonym is for a specific scope (e.g., a resource identifier) See Section 2.4 for more information on the use of pseudonyms. The user agent is assumed to maintain state information to keep track of which pseudonym it previously used for which scope.

.../abc:PresentationTokenDescription/abc:Pseudonym/@Exclusive

When present, this attribute indicates that a scope-exclusive pseudonym is presented with the token. The value of the `@Scope` attribute determines the scope with respect to which the pseudonym was generated. See Section 2.4 for more information on scope-exclusive pseudonyms.

.../abc:PresentationTokenDescription/abc:Pseudonym/@Alias

This optional attribute defines an alias for this pseudonym so that it can be referred to from other pseudonyms or credentials to enforce same key binding, or, if this presentation token is part of an issuance token, to support carrying over key binding to the newly issued credential. See the `/abc:IssuancePolicy/abc:CredentialTemplate/abc:UnknownAttributes/abc:KeyBinding/abc:PseudonymInfo/@Alias` element.

.../abc:PresentationTokenDescription/abc:Pseudonym/@SameKeyBindingAs

If present, this XML attribute contains an alias referring either to another `Pseudonym` element within this presentation token, or to a `Credential` element for a credential with key binding. This indicates that the current pseudonym and the referred pseudonym or credential are bound to the *same* key.

The pseudonym or credential that is referred to does not have to refer back to this pseudonym. If the referred to pseudonym or credential also has a `SameKeyBindingAs` attribute that refers to a third pseudonym or credential, then all three pseudonyms/credentials are bound to the same key. In other words, `SameKeyBindingAs` induces a transitive relationship.

.../abc:PresentationTokenDescription/abc:Pseudonym/abc:PseudonymValue

This element contains the value of the pseudonym encoded as content of type `xs:base64Binary`.

If the token contains no `abc:Credentials` element but does contain an `abc:Pseudonym`, then this presentation token merely proves knowledge of the secret key underlying the pseudonym.

.../abc:PresentationTokenDescription/abc:Credential

This optional element specifies a credential that is presented in this token. If the token contains no `abc:Credential` element but does contain an `abc:Pseudonym`, then this presentation token merely proves knowledge of the user secret underlying the pseudonym.

.../abc:PresentationTokenDescription/abc:Credential/@Alias

This optional attribute defines an alias for this credential to refer to attributes from this credential in attribute predicates. See the `/abc:PresentationToken/abc:AttributePredicates` element.

.../abc:PresentationTokenDescription/abc:Credential/@SameKeyBindingAs

If present, this XML attribute contains an alias referring either to a `Pseudonym` element within this presentation token, or to another `Credential` element for a credential with key binding. This indicates that the current credential and the referred pseudonym or credential are bound to the *same* key.

The pseudonym or credential that is referred to does not have to refer back to this credential. If the referred to pseudonym or credential also has a `SameKeyBindingAs` attribute that refers to a third pseudonym or credential, then all three pseudonyms/credentials are bound to the same key. In other words, `SameKeyBindingAs` induces a transitive relationship.

.../abc:Credential/abc:CredentialSpecUID

This element contains the credential specification identifier of the presented credential.

.../abc:PresentationTokenDescriptionabc:Credential/abc:IssuerParametersUID

This element contains the issuer public key identifier of the presented credential.

.../abc:PresentationTokenDescriptionabc:Credential/abc:RevocationInformationUID

This optional element contains an identifier of the revocation information with respect to which the presented credential is proved to be non-revoked. The revocation information referenced here corresponds to the issuer-driven revocation parameters referenced from the issuer parameters; see the /abc:PresentationToken/abc:PresentationTokenDescription/abc:Credential/abc:VerifierDrivenRevocation element for verifier-driven revocation.

When verifying the token, the verifier has to independently obtain the current revocation information using the mechanism specified by the revocation authority parameters referenced in the `IssuerParameters`. It is up to the verifier to check that the revocation information UID referenced in this element is indeed the most recent one.

.../abc:PresentationTokenDescription/abc:Credential/abc:Attributes

This element lists the attributes from this credential that are revealed by this presentation token, either in the clear to the verifier itself, or encrypted to an external inspector.

.../abc:PresentationTokenDescription/abc:Credential/abc:DisclosedAttribute

This element specifies one attribute of this credential that is revealed in the presentation token.

.../abc:Credential/abc:DisclosedAttribute/@AttributeType

This attribute specifies the type of the credential attribute of which the value is revealed.

There **MUST** be at most one `abc:DisclosedAttribute` element without `abc:InspectorPublicKeyUID` child element per credential and per attribute type. Also, for `abc:DisclosedAttribute` elements with an `abc:InspectorPublicKeyUID` child element, there **MUST** be at most one `abc:DisclosedAttribute` element per credential and per attribute type with the same `abc:InspectionGrounds` child element.

.../abc:Credential/abc:DisclosedAttribute/@DataHandlingPolicy

This optional XML attribute can be used to refer to an external data handling policy that the Verifier has to adhere to concerning the revealed attribute value. The data handling policy may be human-readable and/or machine-readable. The specification of a data handling policy schema is outside of the scope of this document.

.../abc:Credential/abc:DisclosedAttribute/abc:InspectorPublicKeyUID

This optional element contains the identifier of the inspector public key under which the attribute value is encrypted.

.../abc:Credential/abc:DisclosedAttribute/abc:InspectionGrounds

This optional element contains a string describing the valid grounds or circumstances under which the inspector can be asked to decrypt the attribute value or circumstances. This element must be present whenever a sibling `abc:InspectorPublicKeyUID` element is present. See Section 2.6 for more details on revealing attributes to an inspector.

```
.../abc:Credential/abc:DisclosedAttribute/abc:AttributeValue
```

This element specifies the value of the revealed attribute. When encrypted to an inspector, this element MAY contain data of type `xs:base64Binary` representing the ciphertext for the encrypted attribute. However, there is no guarantee that this data by itself is decryptable by the inspector. When requesting decryption of an attribute, the complete presentation token must always be sent to the inspector.

```
.../abc:PresentationTokenDescription/abc:VerifierDrivenRevocation
```

This optional element specifies all parameters for checking if a (set of) attribute value(s) from the specified credentials was not revoked using verifier-driven revocation, as requested in the presentation policy by the verifier.

```
.../abc:PresentationTokenDescription/abc:VerifierDrivenRevocation/abc:RevocationInformationUID
```

This element contains an identifier of revocation information with respect to which the presented (combination of) attribute value(s) is proved to be non-revoked. The revocation information referenced here corresponds to the verifier-driven revocation parameters mentioned in the verifier's presentation policy; see the `/abc:PresentationToken/abc:Credential/abc:RevocationInformationUID` element for issuer-driven revocation.

When verifying the token, the verifier has to independently obtain the current revocation information using the mechanism specified by the revocation authority parameters referenced in the presentation policy. It is up to the verifier to check that the revocation information UID referenced in this element is indeed the most recent one.

```
.../abc:PresentationTokenDescription/abc:VerifierDrivenRevocation/abc:Attribute
```

This element specifies a credential attribute that is used for verifier-driven revocation. In case of multiple attributes specified, the User proves that a disjunctive combination of the attribute values was non-revoked with respect to `abc:RevocationInformationUID`.

```
.../abc:PresentationTokenDescription/abc:VerifierDrivenRevocation/abc:Attribute/@CredentialAlias
```

This attribute specifies the alias of the credential from which the attribute is used. The specified value MUST also occur as an `Alias` attribute in an `abc:Credential` element within this `abc:PresentationToken`.

```
.../abc:PresentationTokenDescription/abc:VerifierDrivenRevocation/abc:Attribute/@AttributeType
```

This attribute refers to the exact attribute within the credential which is used for verifier driven-revocation.

```
.../abc:PresentationTokenDescription/abc:AttributePredicate
```

This optional element specifies a predicate that is guaranteed to hold by this token. The child elements are the ordered list of arguments of the predicate.

```
.../abc:AttributePredicate/@Function
```

This attribute specifies the boolean function for this predicate. See Section 4.5.3 for a list of supported functions and their implications on the list of arguments in the child elements. Note that not all predicate functions can be used for all attributes: the allowed predicate functions depend on the data

type and on the chosen encoding of the credential attributes. See Section 4.2.1 for a list of which predicates can be used in combination with which data types and encodings.

```
.../abc:AttributePredicate/abc:Attribute
```

This element specifies a reference to a credential attribute that is used as an argument of the predicate.

```
.../abc:AttributePredicate/abc:Attribute/@CredentialAlias
```

This attribute specifies the alias of the credential from which the attribute is used. The specified value **MUST** also occur as an `Alias` attribute in an `abc:Credential` element within this `abc:PresentationToken`.

```
.../abc:AttributePredicate/abc:Attribute/@AttributeType
```

This attribute refers to the exact attribute within the credential that is used as an argument in the predicate.

```
.../abc:AttributePredicate/abc:Attribute/@DataHandlingPolicy
```

This optional XML attribute can be used to refer to an external data handling policy that the Verifier has to adhere to with respect to the information that the attribute value satisfies the specified predicate. The data handling policy may be human-readable and/or machine-readable. The specification of a data handling policy schema is outside of the scope of this document.

```
.../abc:AttributePredicate/abc:ConstantValue
```

This element contains a constant value that is used as an argument in the predicate. The data type of the argument depends on the function of the predicate. We refer to Section 4.5.3 for a list of supported functions and the data types of their arguments.

```
/abc:PresentationToken/abc:CryptoEvidence
```

This element contains the cryptographic evidence for the presentation token.

4.4.3 Functions for Use in Predicates

When evaluating predicates over attributes in presentation policies and presentation tokens, the following list of function URIs from [XACML20] for (in)equality testing of different data types **MUST** be supported. We refer to [XACML20, Appendix A] for the semantics of these functions and the data types of their arguments. In order to prove predicates over credential attributes, the involved attributes **MUST** use the same encoding (see Section 4.2.1).

```
urn:oasis:names:tc:xacml:1.0:function:string-equal
urn:oasis:names:tc:xacml:1.0:function:boolean-equal
urn:oasis:names:tc:xacml:1.0:function:integer-equal
urn:oasis:names:tc:xacml:1.0:function:date-equal
urn:oasis:names:tc:xacml:1.0:function:time-equal
urn:oasis:names:tc:xacml:1.0:function:dateTime-equal
urn:oasis:names:tc:xacml:1.0:function:anyURI-equal
urn:oasis:names:tc:xacml:1.0:function:integer-greater-than
urn:oasis:names:tc:xacml:1.0:function:integer-greater-than-or-equal
urn:oasis:names:tc:xacml:1.0:function:integer-less-than
urn:oasis:names:tc:xacml:1.0:function:integer-less-than-or-equal
urn:oasis:names:tc:xacml:1.0:function:date-greater-than
urn:oasis:names:tc:xacml:1.0:function:date-greater-than-or-equal
urn:oasis:names:tc:xacml:1.0:function:date-less-than
```

```
urn:oasis:names:tc:xacml:1.0:function:date-less-than-or-equal
urn:oasis:names:tc:xacml:1.0:function:dateTime-greater-than
urn:oasis:names:tc:xacml:1.0:function:dateTime-greater-than-or-equal
urn:oasis:names:tc:xacml:1.0:function:dateTime-less-than
urn:oasis:names:tc:xacml:1.0:function:dateTime-less-than-or-equal
```

Moreover, this specification defines the following list of new functions for inequality testing.

```
urn:abc4trust:1.0:function:string-not-equal
urn:abc4trust:1.0:function:boolean-not-equal
urn:abc4trust:1.0:function:integer-not-equal
urn:abc4trust:1.0:function:date-not-equal
urn:abc4trust:1.0:function:time-not-equal
urn:abc4trust:1.0:function:dateTime-not-equal
urn:abc4trust:1.0:function:anyURI-not-equal
```

For *type* being one of *string*, *boolean*, *integer*, *date*, *time*, *dateTime*, or *anyURI*, the semantics of function `urn:abc4trust:1.0:function:type-not-equal` is defined as follows. The function SHALL take two arguments of data-type `http://www.w3.org/2001/XMLSchema#type` and SHALL return an `http://www.w3.org/2001/XMLSchema#boolean`. The function SHALL return *true* if and only if the application of the corresponding function

`urn:oasis:names:tc:xacml:1.0:function:type-equal` evaluated on the same arguments returns *false*. Otherwise, it SHALL return *false*.

Finally, this specification defines the following list of functions for testing equality against a list of candidate values.

```
urn:abc4trust:1.0:function:string-equal-oneof
urn:abc4trust:1.0:function:boolean-equal-oneof
urn:abc4trust:1.0:function:integer-equal-oneof
urn:abc4trust:1.0:function:date-equal-oneof
urn:abc4trust:1.0:function:time-equal-oneof
urn:abc4trust:1.0:function:dateTime-equal-oneof
urn:abc4trust:1.0:function:anyURI-equal-oneof
```

For *type* being one of *string*, *boolean*, *integer*, *date*, *time*, *dateTime*, or *anyURI*, the semantics of function `urn:abc4trust:1.0:function:type-equal-oneof` is defined as follows. The function SHALL take two or more arguments of data-type `http://www.w3.org/2001/XMLSchema#type` and SHALL return an `http://www.w3.org/2001/XMLSchema#boolean`. The function SHALL return *true* if and only if the application of the corresponding function `urn:oasis:names:tc:xacml:1.0:function:type-equal` evaluated on the first argument and one of the arguments other than the first returns *true*. Otherwise, it SHALL return *false*.

Note that not all predicate functions can be used for all attributes: the allowed predicate functions depend on the data type and on the chosen encoding of the credential attributes. See Section 4.2.1 for a list of which predicates can be used in combination with which data types and encodings.

4.5 Issuance

Issuance of Privacy-ABCs is an interactive process between the User and the Issuer, possibly involving multiple exchanges of messages. This document specifies the contents, encoding, and processing of the messages; an application needs to define how to exchange them, e.g., by embedding them in existing messaging protocols.⁴

An overview of a typical issuance interaction is given in Figure 4.1. The User initiates the interaction by sending an issuance request to the Issuer, optionally specifying the requested credential specification UID.

In the simplest case, the credential is issued “from scratch”, i.e., without relation to any existing credentials. Even in this case, the issuance protocol may consist of multiple exchanges of issuance messages.

In a more advanced setting, the new credential that is being issued may carry over attribute values, the user secret or the device secret from credentials that the User already owns, or may require attributes values to be generated jointly at random. We refer to Section 2.7 for more details on the possibilities of advanced issuance protocols.

In the advanced setting, the issuer responds to the initial request with its issuance policy, which specifies which issuance token the user must present in order to obtain the requested token, which features of existing credentials will be carried over to the new credential, and which attributes will be generated jointly at random. The user responds with an issuance token. Then, a number of interaction rounds may take place to perform the cryptographic issuance protocol. At the end of these rounds, the Issuer sends the final message allowing the User to construct the issued credential.

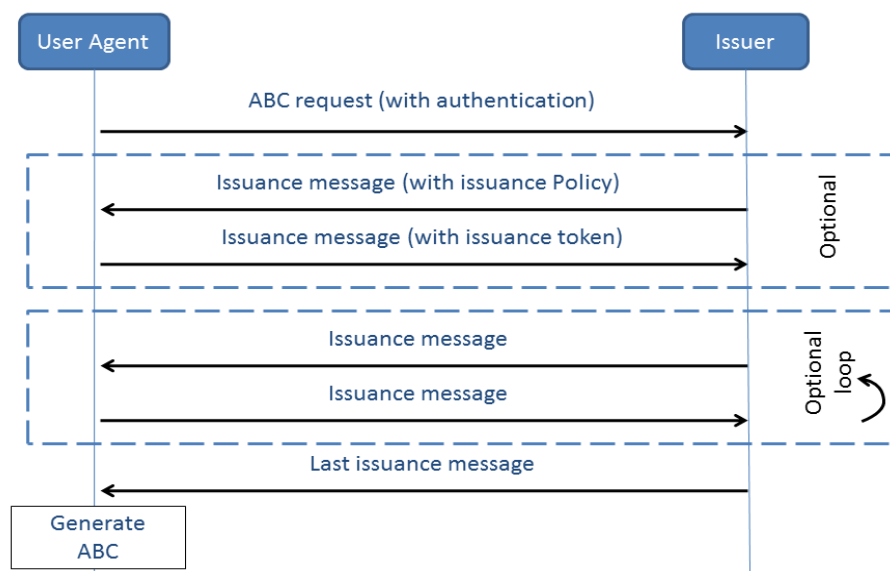


Figure 4.1 - Issuance of Privacy-ABCs

⁴ For example, WS-Trust [WS-Trust14] specifies an issuance challenge-response pattern that can be used to carry the ABC issuance messages, embedding them in `RequestSecurityToken` and `RequestSecurityTokenResponse` messages.

Some notes:

- The endpoint to contact, and its authentication requirements, are application specific. The issuance protocol SHOULD be done over a secure channel to protect the confidentiality of the attribute values.
- Since the exchange is multi-legged, the parties must keep the cryptographic state of each issuance instance between the message exchanges.

User authentication is out of scope of this document. Authentication information MAY be provided along the issuance messages.

4.5.1 Issuance Policy

Optionally, the Issuer may respond to the User's initial request by sending the issuance policy. In an issuance policy, the Issuer describes which credentials he will issue based on which issuance token presented by the User. The newly issued credential can "carry over" certain features from the existing credentials used in generating the issuance token, without revealing these features to the Issuer. Namely, the newly issued credential can be bound to the same User, to the same device, or to the same revocation handle as one of the existing credentials. Also, attribute values in the new credential can be carried over from attributes in the existing credentials, without the Issuer being able to see these attribute values.

In case of simple issuance, i.e., where the User does not have to prove ownership of existing credentials or established pseudonyms, the issuance policy merely specifies the credential specification and the issuer parameters for the credential to be issued. The issuance policy is then used only locally by the Issuer to trigger the issuance protocol.

```
<abc:IssuancePolicy Version="1.0">
  <abc:PresentationPolicy ... > ... </abc:PresentationPolicy>?
  <abc:CredentialTemplate SameKeyBindingAs="xs:anyURI"?>
    <abc:CredentialSpecUID>...</abc:CredentialSpecUID>
    <abc:IssuerParametersUID>...</abc:IssuerParametersUID>
    <abc:UnknownAttributes>
      <abc:CarriedOverAttribute TargetAttributeType="xs:anyURI">
        <abc:SourceCredentialInfo Alias="xs:anyURI"
          AttributeType="xs:anyURI"/>
      </abc:CarriedOverAttribute>*
      <abc:JointlyRandomAttribute TargetAttributeType="xs:anyURI"/>*
    </abc:UnknownAttributes>?
  </abc:CredentialTemplate>
</abc:IssuancePolicy>
```

The following describes the attributes and elements listed in the schema outlined above:

```
/abc:IssuancePolicy
```

This element describes an issuance policy.

```
/abc:IssuancePolicy/@Version
```

The version attribute has been made optional. It will be removed but currently is kept for backwards compatibility. The version information should be taken from the schema itself rather than from this field.

`/abc:IssuancePolicy/abc:PresentationPolicy`

This optional element specifies which token has to be presented by the user in order to be issued a credential. See the `/abc:PresentationPolicyAlternatives/abc:PresentationPolicy` element in Section 4 for a description of the schema. The main goal of this policy and the issuance token returned in response of it is to carry over features from the existing credentials used to generate the presentation token into the newly issued credential.

Note that the presentation policy can also request for a self-signed or self-stated credential; see the `IssuerParametersUID` element in the `PresentationPolicy` for details. Using this feature, the Issuer can have self-signed and self-claimed attributes to be carried over into the newly issued credential. These attribute values will be visible to the Issuer if the issuance policy explicitly specifies that they must be revealed, or will be invisible to the Issuer otherwise.

`/abc:IssuancePolicy/abc:CredentialTemplate/`

This element provides a template for the to-be-issued credential. In case of simple issuance, it will only specify the credential specification and the issuer parameters.

`/abc:IssuancePolicy/abc:CredentialTemplate/@SameKeyBindingAs`

When present, this XML attribute causes the newly issued credential to be bound to the same key as one of the credentials or pseudonyms in the presentation policy. The value of the attribute refers to the `Alias` attribute of the `Pseudonym` or `Credential` from which the key must be carried over.

`/abc:IssuancePolicy/abc:CredentialTemplate/abc:CredentialSpecUID`

This element contains the unique identifier of the credential specification of the newly issued credential.

`/abc:IssuancePolicy/abc:CredentialTemplate/abc:IssuerParametersUID`

This element contains the unique identifier of the issuer parameters of the newly issued credential.

`/abc:IssuancePolicy/abc:CredentialTemplate/abc:UnknownAttributes`

This element specifies the attributes that are unknown to the Issuer and that will either be carried over from another credential or jointly generated at random.

`.../abc:CredentialTemplate/abc:UnknownAttributes/abc:CarriedOverAttribute`

This element describes how an unknown attribute is established.

`.../abc:UnknownAttributes/abc:CarriedOverAttribute/@TargetAttributeType`

This attribute indicates to which attribute in the to-be-issued credential this template information applies to.

`.../abc:UnknownAttributes/abc:CarriedOverAttribute/abc:SourceCredentialInfo`

This element contains information about the source credential to transfer the info from.

`.../abc:CarriedOverAttribute/abc:SourceCredentialInfo/@Alias`

This attribute indicates the alias of the presented credential from which to carry-over the attribute value.

`.../abc:CarriedOverAttribute/abc:SourceCredentialInfo/@AttributeType`

This attribute indicates the attribute type of the presented credential from which to carry-over the attribute value (which could be different than the target attribute type, e.g., from the `LastName`

attribute of the DriverLicense credential to the GivenName attribute of the StudentCard credential).

```
.../abc:UnknownAttributes/abc:JointlyRandomAttribute
```

This element indicates that a specific attribute of the newly issued credential must be generated jointly at random, i.e., so that the Issuer does not learn the value of the attribute, but so that the User cannot bias the uniform distribution of the value.

```
.../abc:UnknownAttributes/abc:JointlyRandomAttribute/@TargetAttributeType
```

The attribute type of the newly issued credential that must be assigned a jointly generated random value.

4.5.2 Issuance Token

In case of advanced issuance, the User responds with an issuance token, that contains a presentation token and credential template satisfying the issuance policy of the Issuer. In order to satisfy the policy, the credential template in the issuance token must be the same as in the received issuance policy. See Section 4 for the schema of the presentation token and Section 4.5.1 for the schema of the credential template.

```
<abc:IssuanceToken Version="1.0">
  <abc:IssuanceTokenDescription>
    <abc:PresentationTokenDescription>
      ...
    </abc:PresentationTokenDescription>
    <abc:CredentialTemplate SameKeyBindingAs="xs:anyURI"?>
      ...
    </abc:CredentialTemplate>
  </abc:IssuanceTokenDescription>
  <abc:CryptoEvidence>
    ...
  </abc:CryptoEvidence>
</abc:IssuanceToken>
```

The following describes the attributes and elements listed in the schema outlined above:

```
/abc:IssuanceToken
```

This element describes an issuance token.

```
/abc:IssuanceToken/@Version
```

The version attribute has been made optional. It will be removed but currently is kept for backwards compatibility. The version information should be taken from the schema itself rather than from this field.

```
/abc:IssuanceToken/abc:IssuanceTokenDescription
```

This element contains a technology-agnostic description of the revealed information and the new credential.

.../abc:IssuanceTokenDescription/abc:PresentationTokenDescription

This element contains a technology-agnostic description of the revealed information.

.../abc:IssuanceTokenDescription/abc:CredentialTemplate/

This element provides a template for the to-be-issued credential.

/abc:IssuanceToken/abc:CryptoEvidence/

This element provides the cryptographic evidence for the issuance token.

4.5.3 Issuance Messages

Any message that will be exchanged in the course of an issuance protocol is wrapped in an `IssuanceMessage`. That includes the issuance policy and issuance token (if requested by the issuer), as well as the subsequent interactions between the User and Issuer to execute the cryptographic protocol. The message contents in the remaining flows of the issuance protocol are mechanism-specific and therefore treated as opaque pieces of information that are exchanged between the Issuer and the User.

To allow the linkage of the different legs of a protocol, each message includes a `Context` attribute, which must have the same value on all legs (including the possible preceding issuance policy/token exchange).

```
<abc:IssuanceMessage Context="...">
  ...
</abc:IssuanceMessage>
```

The following describes the attributes and elements listed in the schema outlined above:

/abc:IssuanceMessage

This element contains either an issuance policy, issuance token or mechanism-specific cryptographic issuance data.

/abc:IssuanceMessage/@Context

The message **MUST** contain a context attribute and its value **MUST** match the one from the initial `IssuanceMessage` (if any).

4.5.4 Issuance Log Entries

To keep track of all issued credentials, the issuance log is stored on the issuer side. The issuance log entry contains the verified issuance token (if requested by the issuer), as well as the attribute values specified by the issuer.

```
<abc:IssuanceLogEntry Version="1.0">
  <abc:IssuanceLogEntryUID>...</abc:IssuanceLogEntryUID>
  <abc:IssuerParametersUID>...</abc:IssuerParametersUID>
  <abc:IssuanceToken> ... </abc:IssuanceToken>?
  <abc:IssuerAttributes>
    <abc:Attribute @Type="xs:anyURI">
      <abc:AttributeValue>...</abc:AttributeValue>
    </abc:Attribute>*
  </abc:IssuerAttributes>?
```

```
</abc:IssuanceLogEntry>
```

The following describes the attributes and elements listed in the schema outlined above:

```
/abc:IssuanceLogEntry
```

This element contains the verified issuance token (if requested by the issuer), as well as the attribute values specified by the issuer.

```
/abc:IssuanceLogEntry/@Version
```

The version attribute has been made optional. It will be removed but currently is kept for backwards compatibility. The version information should be taken from the schema itself rather than from this field.

```
/abc:IssuanceLogEntry/abc:IssuanceLogEntryUID
```

This element contains the identifier of the log entry.

```
/abc:IssuanceLogEntry/abc:IssuerParametersUID
```

This element contains the identifier of the Issuer's parameters of the issued credential.

```
/abc:IssuanceLogEntry/abc:IssuanceToken
```

This is optional element contains the verified issuance token.

```
/abc:IssuanceLogEntry/abc:IssuerAttributes
```

This element contains the description of the attributes (if any) provided by the issuer in an issued credential.

```
/abc:IssuanceLogEntry/abc:IssuerAttributes/abc:Attribute
```

This element contains the description of an attribute provided by the issuer in an issued credential.

```
/abc:IssuanceLogEntry/abc:IssuerAttributes/abc:Attribute/@Type
```

This attribute contains the unique identifier of the attribute type of this credential. The attribute type is a URI, to which a semantics is associated by the definition of the attribute type. The definition of attribute types is outside the scope of this document; we refer to Section 7.5 in [IMI1.0] for examples. The attribute type (e.g., `http://example.com/firstname`) is *not* to be confused with the data type (e.g., `xs:string`) that is specified by the `DataType` attribute in the `CredentialSpecification`.

```
.../abc:IssuerAttributes/abc:Attribute/abc:AttributeValue
```

This element contains the actual value of the issued credential attribute provided by the issuer.

4.5.5 Revocation History

To keep track of the revocation process on the upper level, the revocation history is stored on the revocation authority side. Revocation history contains information, including cryptographic data that is used by the revocation authority to support revocation (non-revocation evidence/revocation handle/revocation information generation and updates, keeping track of revocable credentials).

Credentials that are a subject for the verifier-driven revocation are also called revocable in this context. Registering a revocable credential means adding it to the list of the credentials that can be revoked by the revocation authority. This can also include generating fresh revocation handle and/or non-revocation evidence and updating revocation information, if required by the revocation mechanism. In case of the verifier-driven revocation the registration is optional.

```
<abc:RevocationHistory Version="1.0">
  <abc:RevocationHistoryUID>...</abc:RevocationHistoryUID>
```

```

<abc:RevocationAuthorityParametersUID>...
</abc:RevocationAuthorityParametersUID>
<abc:CurrentState>...</abc:CurrentState>?
<abc:RevocationLogEntry @Revoked="xs:boolean">
  <abc:RevocationLogEntryUID>...</abc:RevocationLogEntryUID>
  <abc:RevocableAttribute @Type="xs:anyURI">
    <abc:AttributeValue>...</abc:AttributeValue>
  </abc:RevocableAttribute>*
  <abc:DateCreated>...</abc:DateCreated>
  <abc:CryptoParameters>...</abc:CryptoParameters>?
</abc:RevocationLogEntry>?
</abc:RevocationHistory>

```

The following describes the attributes and elements listed in the schema outlined above:

/abc:RevocationHistory

This element contains the information that is used by the revocation authority to support revocation and keep track of revocable credentials.

/abc:RevocationHistory/@Version

The version attribute has been made optional. It will be removed but currently is kept for backwards compatibility. The version information should be taken from the schema itself rather than from this field.

/abc:RevocationHistory/abc:RevocationHistoryUID

This element contains the identifier of the revocation history.

/abc:RevocationHistory/abc:RevocationAuthorityParametersUID

This element contains the identifier of the revocation authority parameters.

/abc:RevocationHistory/abc:CurrentState

This optional element contains the information (can also contain cryptographic and revocation mechanism specific data) that is used by the revocation authority to register and revoke credentials.

/abc:RevocationHistory/abc:RevocationLogEntry

This element contains information about credentials that were registered and revoked by the revocation authority and the corresponding cryptographic data.

/abc:RevocationHistory/abc:RevocationLogEntry/@Revoked

This attribute indicates whether the revocation authority registered a new revocable credential or revoked an existing one.

/abc:RevocationHistory/abc:RevocationLogEntry/abc:RevocationLogEntryUID

This element contains the identifier of the revocation log entry.

/abc:RevocationHistory/abc:RevocationLogEntry/abc:RevocableAttribute

This element contains the description of an attribute that is used to revoke the credential.

/abc:RevocationHistory/abc:RevocationLogEntry/abc:RevocableAttribute/@Type

This attribute contains the unique identifier of the attribute type of the credential attribute that is used to revoke the credential. The attribute type is a URI, to which a semantics is associated by the definition of the attribute type. The definition of attribute types is outside the scope of this document;

we refer to Section 7.5 in [IMI1.0] for examples. The attribute type (e.g., `http://example.com/firstname`) is *not* to be confused with the data type (e.g., `xs:string`) that is specified by the `DataType` attribute in the `CredentialSpecification`.

```
.../abc:RevocationLogEntry/abc:Attribute/abc:AttributeValue
```

This element contains the actual value of the credential attribute that is used to revoke the credential. (In case of issuer-driven revocation it contains a value of the revocation handle).

```
/abc:RevocationHistory/abc:RevocationLogEntry/abc:DateCreated
```

This element contains a timestamp when the credential was registered or revoked by the revocation authority.

```
/abc:RevocationHistory/abc:RevocationLogEntry/abc:CryptoParameters
```

This element contains mechanism-specific cryptographic data that is used to register or revoke credentials.

4.5.6 Credential Description

At the end of an issuance protocol, the User obtains a new credential. The contents of the new credential are reported back through a `CredentialDescription` element that adheres to the following schema:

```
<abc:CredentialDescription RevokedByIssuer="xs:boolean"?>
  <abc:CredentialUID>...</abc:CredentialUID>
  <abc:FriendlyCredentialName lang="xs:language">
    xs:string
  </abc:FriendlyCredentialName>*
  <abc:ImageReference>xs:anyURI</abc:ImageReference>?
  <abc:CredentialSpecificationUID>...</abc:CredentialSpecificationUID>
  <abc:IssuerParametersUID>...</abc:IssuerParametersUID>
  <abc:SecretReference>...</abc:SecretReference>?
  <abc:Attribute>
    <abc:AttributeUID>...</abc:AttributeUID>
    <abc:AttributeDescription @Type="xs:anyURI" @DataType="xs:anyURI"
      @Encoding="xs:anyURI">
      <abc:FriendlyAttributeName lang="xs:language">
        xs:string
      </abc:FriendlyAttributeName>*
      <abc:AttributeValue>...</abc:AttributeValue>
    </abc:AttributeDescription>
  </abc:Attribute>*
</abc:CredentialDescription>
```

The following describes the attributes and elements listed in the schema outlined above:

```
/abc:CredentialDescription
```

This element contains the description of an issued credential in a User's credential portfolio.

```
/abc:CredentialDescription/@RevokedByIssuer
```

This flag indicates whether this credential was revoked by the issuer. This flag should be set to true as soon as the user knows that this credential was revoked. This flag should be set to false (or omitted) for non-revocable credentials. The default value of this flag is false.

The user's credential store may treat revoked credentials differently than non-revoked ones, in particular it may chose not to store them at all. Revoked credentials will also be skipped by the PolicyCredentialMatcher.

`/abc:CredentialDescription/abc:CredentialUID`

This element contains a unique local identifier (formatted as a URI) of the issued credential in the User's credential portfolio. This identifier acts solely as a local reference within the User's system; it is never included in a presentation token or in other artefacts sent across the network for obvious reasons of linkability.

`/abc:CredentialDescription/abc:FriendlyCredentialName`

This optional element provides a friendly textual name for the credential. The content of this element **MUST** be localized in a specific language.

`/abc:CredentialDescription/abc:FriendlyCredentialName/@lang`

A required language identifier, using the language codes specified in [RFC 3066], in which the content of `abc:FriendlyCredentialName` element have been localized.

`/abc:CredentialDescription/abc:ImageReference`

This optional element contains a reference to the endpoint where the image for the credential can be obtained.

When implementing a Privacy-ABC system downloading images from the identity providers should be handled carefully. The reference to the external image resource must not be used every time the credential is presented. To avoid linkability when using the credential, the corresponding image must be downloaded and stored locally at the User's side during the issuance.

`/abc:CredentialDescription/abc:CredentialSpecificationUID`

This element contains the identifier of the credential specification (formatted as a URI) to which the issued credential adheres.

`/abc:CredentialDescription/abc:IssuerParametersUID`

This element contains a reference to the issuer parameters of the Issuer who issued the credential.

`/abc:CredentialDescription/abc:SecretReference`

This optional element contains a unique local identifier (formatted as a URI) of the secret key to which the credential is bound, in case key binding is enabled for this credential. A User may have multiple secret keys; this reference helps in finding the key to which this credential is bound.

This identifier is just a reference to the secret key, not the secret key itself. It acts solely as a local reference within the User's system; it is never included in a presentation token or in other artefacts sent across the network for obvious reasons of linkability.

`/abc:CredentialDescription/abc:Attribute`

This element contains the description of an attribute in an issued credential.

`/abc:CredentialDescription/abc:Attribute/AttributeUID`

This element contains a unique local identifier (formatted as a URI) of this attribute in this credential in the User's credential portfolio. This identifier acts solely as a local reference within the User's system; it is never included in a presentation token or in other artefacts sent across the network for obvious reasons of linkability.

`/abc:CredentialDescription/abc:Attribute/abc:AttributeDescription`

This element contains describes the generic description of the attribute, as specified in the `/abc:CredentialSpecification/abc:AttributeDescriptions/abc:AttributeDescription` element for this attribute in the credential specification.

`/abc:CredentialDescription/abc:Attribute/abc:AttributeDescription/@Type`

This attribute contains the unique identifier of the attribute type of this credential. The attribute type is a URI, to which a semantics is associated by the definition of the attribute type. The definition of attribute types is outside the scope of this document; we refer to Section 7.5 in [IMI1.0] for examples. The attribute type (e.g., `http://example.com/firstname`) is *not* to be confused with the data type (e.g., `xs:string`) that is specified by the `DataType` attribute.

`/abc:CredentialDescription/abc:Attribute/abc:AttributeDescription/@DataType`

This attribute contains the data type of the credential attribute. The supported attribute data types are a subset of XML Schema data types. We refer to Section 4.2.1 for an overview of the supported data types.

`/abc:CredentialDescription/abc:Attribute/abc:AttributeDescription/@Encoding`

To be embedded in a Privacy-ABC, credential attribute values must typically be mapped to fixed-length integers. The `Encoding` XML attribute specifies how the value of this credential attribute is mapped to such an integer. We refer to Section 4.2.1 for an overview of the supported encoding algorithms.

`/abc:CredentialDescription/abc:Attribute/abc:FriendlyAttributeName`

This optional element provides a friendly textual name for the attribute in the credential. The content of this element **MUST** be localized in a specific language.

`/abc:CredentialDescription/abc:Attribute/abc:FriendlyAttributeName/@lang`

A required language identifier, using the language codes specified in [RFC 3066], in which the content of `abc:FriendlyAttributeName` element have been localized.

`/abc:CredentialDescription/abc:Attribute/abc:AttributeValue`

This element contains the actual value of the issued credential attribute.

4.6 Identity Selection and Credential Management

As mentioned in Section 3.1, the *IdentitySelection* component supports a User in choosing a preferred combination of credentials and/or pseudonyms if there are different possibilities to satisfy a given presentation policy or issuance policy. Also, this component is used to obtain User consent whenever personal data is revealed during presentation or issuance.

In this section, we specify the formats for data that the ABC engine sends to the *IdentitySelection* component, as well as the data formats that it expects in return.

The formats for data that are sent to the *IdentitySelection* component comprise a part that is common to both credential presentation and credential issuance (see the `<abc:data>` XML element). This common format is also suitable for data being sent to a (graphical) credential management component that allows a User to display the content of her credential repository.

4.6.1 Presentation

4.6.1.1 Arguments sent to the UI for Presentation

```
<abc:UiPresentationArguments>
```

```

<abc:data>
  <abc:credentialSpecifications>
    <abc:credentialSpecification uri="xs:ID">
      <abc:spec>...</abc:spec>
    </abc:credentialSpecification>*
  </abc:credentialSpecifications>?
  <abc:issuers>
    <abc:issuer uri="xs:ID">
      <abc:revocationAuthorityUri>xs:URI
    </abc:revocationAuthorityUri>
      <abc:description>
        <abc:description>...</abc:description>*
      </abc:description>?
    </abc:issuer>*
  </abc:issuers>?
  <abc:revocationAuthorities>
    <abc:revocationAuthority uri="xs:ID">
      <abc:description>
        <abc:description>...</abc:description>*
      </abc:description>?
    </abc:revocationAuthority>*
  </abc:revocationAuthorities>?
  <abc:credentials>
    <abc:credential uri="xs:ID">
      <abc:desc>...</abc:desc>
      <abc:revocationAuthority ref="xs:IDREF" />
      <abc:spec ref="xs:IDREF" />
      <abc:issuer ref="xs:IDREF" />
    </abc:credential>*
  </abc:credentials>?
  <abc:pseudonyms>
    <abc:pseudonym uri="xs:ID">
      <abc:pseudonym Exclusive="xs:boolean" Scope="xs:string"
        PseudonymUID="xs:anyURI">
        <abc:PseudonymValue>xs:base64Binary</abc:PseudonymValue>?
        <abc:SecretReference>xs:anyURI</abc:SecretReference>
      </abc:pseudonym>
    <abc:metadata>
      <abc:HumanReadableData>xs:string</abc:HumanReadableData>
      <abc:FriendlyPseudonymDescription>...
    </abc:FriendlyPseudonymDescription>
      <abc:Metadata>...</abc:Metadata>
    </abc:metadata>
    </abc:pseudonym>*
  </abc:pseudonyms>?
  <abc:inspectors>
    <abc:inspector uri="xs:ID">

```

```

    <abc:description>
      <abc:description>...</abc:description>*
    </abc:description>?
  </abc:inspector>*
</abc:inspectors>?
</abc:data>
<abc:tokenCandidatesPerPolicy>
  <abc:tokenCandidatePerPolicy policyId="xs:int">
    <abc:policy>...</abc:policy>
    <abc:tokenCandidates>
      <abc:tokenCandidate candidateId="xs:int">
        <abc:tokenDescription>...</abc:tokenDescription>
        <abc:credentials>
          <abc:credential ref="xs:IDREF" />*
        </abc:credentials>?
        <abc:pseudonymCandidates>
          <abc:pseudonymCandidate candidateId="xs:int">
            <abc:pseudonyms>
              <abc:pseudonym ref="xs:IDREF" />*
            </abc:pseudonyms>?
          </abc:pseudonymCandidate>+
        </abc:pseudonymCandidates>
        <abc:revealedFacts>
          <abc:revealedFact>
            <abc:descriptions>
              <abc:description>...</abc:description>*
            </abc:descriptions>?
          </abc:revealedFact>*
        </abc:revealedFacts>?
        <abc:revealedAttributeValues>
          <abc:revealedAttributeValue>
            <abc:descriptions>
              <abc:description>...</abc:description>*
            </abc:descriptions>?
          </abc:revealedAttributeValue>*
        </abc:revealedAttributeValues>?
        <abc:inspectableAttributes>
          <abc:inspectableAttribute>
            <abc:credential ref="xs:IDREF" />*
            <abc:attributeType>xs:string</abc:attributeType>
            <abc:dataHandlingPolicy>xs:string
          </abc:dataHandlingPolicy>
            <abc:inspectionGrounds>xs:string
          </abc:inspectionGrounds>
            <abc:inspectorAlternatives>
              <abc:inspectorAlternative ref="xs:IDREF" />*
            </abc:inspectorAlternatives>?
          </abc:inspectableAttribute>
        </abc:inspectableAttributes>
      </abc:tokenCandidate>
    </abc:tokenCandidates>
  </abc:tokenCandidatePerPolicy>
</abc:tokenCandidatesPerPolicy>

```



```

        </abc:inspectableAttribute>*
    </abc:inspectableAttributes>?
    </abc:tokenCandidate>+
</abc:tokenCandidates>
    </abc:tokenCandidatePerPolicy>+
</abc:tokenCandidatesPerPolicy>
</abc:UiPresentationArguments>

```

/abc:UiPresentationArguments

This XML root Element is sent by the ABC Engine to the user interface to perform identity selection for presentation. The user interface must then choose which combination of credentials and/or pseudonyms, all satisfying the policy, should be used to complete the presentation proof.

/abc:UiPresentationArguments/abc:data

This element contains information about all credential specifications, issuers, revocation authorities, credentials, pseudonyms and inspectors that are used in this XML. Data under this element must not appear twice. All data in this element should be referenced at least once in this XML.

/abc:UiPresentationArguments/abc:data/abc:credentialSpecifications

The wrapper for the list of credential specification.

/abc:UiPresentationArguments/abc:data/abc:credentialSpecifications/abc:credentialSpecification

An entry in the list of credential specifications.

/abc:UiPresentationArguments/abc:data/abc:credentialSpecifications/abc:credentialSpecification/@uri

This element must contain the specificationUid of the credential specification in the spec element. The subsequent XML code must refer to this credential specification by this uri.

/abc:UiPresentationArguments/abc:data/abc:credentialSpecifications/abc:spec

This element contains the actual credentialSpecification element, as output by the Key Manager. The contents MUST be of the type /abc:CredentialSpecification.

/abc:UiPresentationArguments/abc:data/abc:issuers

Wrapper for the list of issuers.

/abc:UiPresentationArguments/abc:data/abc:issuers/abc:issuer

An entry in the list of issuers.

/abc:UiPresentationArguments/abc:data/abc:issuers/abc:issuer/@uri

This element must contain the parametersUid of the issuer parameters of this particular issuer. The subsequent XML code must refer to this issuer by this uri.

/abc:UiPresentationArguments/abc:data/abc:issuers/abc:issuer/abc:revocationAuthorityUri

This element must contain a copy of the revocationParametersUID element of the issuer parameters of this particular issuer.

/abc:UiPresentationArguments/abc:data/abc:issuers/abc:issuer/abc:description

Wrapper for the list of friendly issuer descriptions. The contents of this list must be a copy of the list of friendlyIssuerDescriptions in the issuer parameters of this particular issuer.

/abc:UiPresentationArguments/abc:data/abc:issuers/abc:issuer/abc:description/abc:description

An entry in the list of friendly issuer descriptions. It must be a copy of the corresponding entry of friendlyIssuerDescriptions in the issuer parameters of this particular issuer. The contents **MUST** be of the type /abc:CredentialSpecification/abc:FriendlyCredentialName.

/abc:UiPresentationArguments/abc:data/abc:issuers/abc:issuer/abc:spec/@ref

This is a reference to the credential specification associated with this issuer. It must be equal to the credentialSpecUID element of the issuer parameters of this particular issuer. It refers to /abc:UiPresentationArguments/abc:data/abc:credentialSpecifications/abc:credentialSpecification/@uri.

/abc:UiPresentationArguments/abc:data/abc:revocationAuthorities

Wrapper for the list of revocation authorities.

/abc:UiPresentationArguments/abc:data/abc:revocationAuthorities/abc:revocationAuthority

An entry in the list of revocation authorities.

/abc:UiPresentationArguments/abc:data/abc:revocationAuthorities/abc:revocationAuthority/@uri

This element must contain the parametersUid of the revocation authority parameters of this particular revocation authority. The subsequent XML code must refer to this revocation authority by this uri.

/abc:UiPresentationArguments/abc:data/abc:revocationAuthorities/abc:revocationAuthority/abc:description

Wrapper for the list of friendly revocation authority descriptions. Since revocation authorities yet don't have a friendly description, this element currently only contains dummy text. In the future, the contents of this list should be a copy of the list of friendly descriptions in the revocation authority parameters of this particular revocation authority.

/abc:UiPresentationArguments/abc:data/abc:revocationAuthorities/abc:revocationAuthority/abc:description/abc:description

An entry in the list of friendly revocation authority descriptions. Current, this element contains only dummy text. In the future, it should be a copy of the corresponding entry of the friendly description in the revocation authority parameters of this particular revocation authority. The contents **MUST** be of the type /abc:CredentialSpecification/abc:FriendlyCredentialName.

/abc:UiPresentationArguments/abc:data/abc:credentials

Wrapper for the list of credentials.

/abc:UiPresentationArguments/abc:data/abc:credentials/abc:credential

An entry in the list of credentials.

/abc:UiPresentationArguments/abc:data/abc:credentials/abc:credential/@uri

This element must contain the credentialUid of the credential description of this particular credential. The subsequent XML code must refer to this credential by this uri.

/abc:UiPresentationArguments/abc:data/abc:credentials/abc:credential/abc:description

This element contains the actual credentialDescription element corresponding to this credential, as output by the Credential Manager. The contents **MUST** be of the type /abc:CredentialDescription.

/abc:UiPresentationArguments/abc:data/abc:credentials/abc:credential/abc:revocationAuthority

Wrapper for the reference to the revocation authority responsible for issuer-driven revocation for this credential.

/abc:UiPresentationArguments/abc:data/abc:credentials/abc:credential/abc:revocationAuthority/@ref

This is a reference to the revocation authority responsible for issuer-driven revocation for this credential. It must be equal to the revocationParametersUID element of the issuer parameters associated with this credential. It refers to

/abc:UiPresentationArguments/abc:data/abc:revocationAuthorities/abc:revocationAuthority/@uri.

/abc:UiPresentationArguments/abc:data/abc:credentials/abc:credential/abc:spec

Wrapper for the reference to the credential specification of this credential.

/abc:UiPresentationArguments/abc:data/abc:credentials/abc:credential/abc:spec/@ref

This is a reference to the credential specification associated with this credential. It must be equal to the credentialSpecificationUID element of the credential description of this credential. It refers to

/abc:UiPresentationArguments/abc:data/abc:credentialSpecifications/abc:credentialSpecification/@uri.

/abc:UiPresentationArguments/abc:data/abc:credentials/abc:credential/abc:issuer

Wrapper for the reference to the issuer associated with this credential.

/abc:UiPresentationArguments/abc:data/abc:credentials/abc:credential/abc:issuer/@ref

This is a reference to the issuer associated with this credential. It must be equal to the issuerParametersUID element of the credential description of this credential. It refers to

/abc:UiPresentationArguments/abc:data/abc:issuers/abc:issuer/@uri.

/abc:UiPresentationArguments/abc:data/abc:pseudonyms

Wrapper for the list of pseudonyms. This list contains:

- pseudonyms that were retrieved from the Credential Manager
- each time that the policy allows the creation of a new pseudonym, this list will contain entries corresponding to the newly created pseudonyms. If the policy does not restrict the secret these new pseudonyms are bound to, then one pseudonym will be created for each secret in the Credential Manager.

/abc:UiPresentationArguments/abc:data/abc:pseudonyms/abc:pseudonym

An entry in the list of pseudonyms.

/abc:UiPresentationArguments/abc:data/abc:pseudonyms/abc:pseudonym/@uri

This element must contain the pseudonymUID of this pseudonym. The subsequent XML code must refer to this pseudonym by this uri.

/abc:UiPresentationArguments/abc:data/abc:pseudonyms/abc:pseudonym/abc:pseudonym

This element contains a description of the actual pseudonym.

For newly created pseudonyms, the fields SecretReference, Exclusive, Scope, and PseudonymUID will be set automatically; the PseudonymValue field will be left out.

```
/abc:UiPresentationArguments/abc:data/abc:pseudonyms/abc:pseudonym/abc:pseudonym/@Exclusive
```

Is this a scope-exclusive pseudonym?

```
/abc:UiPresentationArguments/abc:data/abc:pseudonyms/abc:pseudonym/abc:pseudonym/@Scope
```

The scope of the pseudonym.

```
/abc:UiPresentationArguments/abc:data/abc:pseudonyms/abc:pseudonym/abc:pseudonym/@PseudonymUID
```

The UID of the pseudonym. This value must be exactly equal to

```
/abc:UiPresentationArguments/abc:data/abc:pseudonyms/abc:pseudonym/@uri
```

The reason this element is there is because the client code might treat xs:ID and xs:anyURI types differently (in particular, the xs:ID type might be hidden to the client code).

```
/abc:UiPresentationArguments/abc:data/abc:pseudonyms/abc:pseudonym/abc:pseudonym/abc:PseudonymValue
```

This field contains the value of that pseudonym.

This field is mandatory for existing pseudonyms. For not-yet-created pseudonyms, this field MAY be absent.

```
/abc:UiPresentationArguments/abc:data/abc:pseudonyms/abc:pseudonym/abc:pseudonym/abc:SecretReference
```

This field contains a reference to the secret used for key binding for this pseudonym.

```
/abc:UiPresentationArguments/abc:data/abc:pseudonyms/abc:pseudonym/abc:metadata
```

This element contains the metadata of the pseudonym. The UI is allowed to change the metadata of any pseudonym.

For newly created pseudonyms, this element will consist of dummy values.

```
/abc:UiPresentationArguments/abc:data/abc:pseudonyms/abc:pseudonym/abc:metadata/abc:HumanReadableData
```

This field is deprecated, you should use /abc:UiPresentationArguments/abc:data/abc:pseudonyms/abc:pseudonym/abc:metadata/abc:FriendlyPseudonymDescription instead.

```
/abc:UiPresentationArguments/abc:data/abc:pseudonyms/abc:pseudonym/abc:metadata/abc:FriendlyPseudonymDescription
```

Wrapper for the list of friendly descriptions for the pseudonyms. Each friendly description is of the same type as /abc:IssuerParameters/abc:FriendlyIssuerDescription.

```
/abc:UiPresentationArguments/abc:data/abc:pseudonyms/abc:pseudonym/abc:metadata/abc:Metadata
```

This element contains arbitrary data.

```
/abc:UiPresentationArguments/abc:data/abc:inspectors
```

Wrapper for the list of inspectors.

```
/abc:UiPresentationArguments/abc:data/abc:inspectors/abc:inspector
```

An entry in the list of inspectors.

`/abc:UiPresentationArguments/abc:data/abc:inspectors/abc:inspector/@uri`

This element must contain the `publicKeyUID` of the public key of this inspector. The subsequent XML code must refer to this inspector by this uri.

`/abc:UiPresentationArguments/abc:data/abc:inspectors/abc:inspector/abc:description`

Wrapper for the list of friendly inspector descriptions. The contents of this list must be a copy of the list of `friendlyInspectorDescriptions` in the inspector public key of this inspector.

`/abc:UiPresentationArguments/abc:data/abc:inspectors/abc:inspector/abc:description/abc:description`

An entry in the list of friendly inspector descriptions. It must be a copy of the corresponding entry of `friendlyInspectorDescriptions` in the inspector public key of this particular inspector. The contents **MUST** be of the type `/abc:CredentialSpecification/abc:FriendlyCredentialName`.

`/abc:UiPresentationArguments/abc:tokenCandidatesPerPolicy`

Wrapper for the list of token candidates per policy.

`/abc:UiPresentationArguments/abc:tokenCandidatesPerPolicy/abc:tokenCandidatePerPolicy`

An entry in the list of token candidates per policy. Each entry refers to one of the policy alternatives. Policy alternatives which cannot be satisfied are skipped.

`/abc:UiPresentationArguments/abc:tokenCandidatesPerPolicy/abc:tokenCandidatePerPolicy/@policyId`

An identifier for the `tokenCandidatePerPolicy`. It is assigned sequentially, and is needed in the return value.

`/abc:UiPresentationArguments/abc:tokenCandidatesPerPolicy/abc:tokenCandidatePerPolicy/abc:policy`

A copy of the presentation policy to which this `tokenCandidatePerPolicy` refers to. The contents **MUST** be of the type `/abc:PresentationPolicyAlternatives/abc:PresentationPolicy`.

`/abc:UiPresentationArguments/abc:tokenCandidatesPerPolicy/abc:tokenCandidatePerPolicy/abc:tokenCandidates`

Wrapper for the list of token candidates for this policy.

`/abc:UiPresentationArguments/abc:tokenCandidatesPerPolicy/abc:tokenCandidatePerPolicy/abc:tokenCandidates/abc:tokenCandidate`

An entry in the list of token candidate for this policy. One token candidate is established for each acceptable credential assignment.

`/abc:UiPresentationArguments/abc:tokenCandidatesPerPolicy/abc:tokenCandidatePerPolicy/abc:tokenCandidates/abc:tokenCandidate/@candidateId`

An identifier for this token candidate. It is assigned sequentially, and reset for each policy. It is needed in the return value.

`/abc:UiPresentationArguments/abc:tokenCandidatesPerPolicy/abc:tokenCandidatePerPolicy/abc:tokenCandidates/abc:tokenCandidate/abc:tokenDescription`

A partially filled out presentation token description for this candidate token. The pseudonym choice and the inspector choice are not yet set. The contents **MUST** be of the type

`/abc:PresentationToken/abc:PresentationTokenDescription`.

`/abc:UiPresentationArguments/abc:tokenCandidatesPerPolicy/abc:tokenCandidatePerPolicy/abc:tokenCandidates/abc:tokenCandidate/abc:credentials`

Wrapper for the list of credentials for this credential assignment of this candidate token. If no credentials need to be shown in this policy, then this list will be empty.

```
/abc:UiPresentationArguments/abc:tokenCandidatesPerPolicy/abc:tokenCandidatePerPolicy/abc:tokenCandidates/abc:tokenCandidate/abc:credentials/abc:credential
```

An entry in the list of credentials for the credential assignment of this candidate token. The nth item in this list corresponds to the nth credential in the policy. Each entry is a wrapper for a reference to a credential.

```
/abc:UiPresentationArguments/abc:tokenCandidatesPerPolicy/abc:tokenCandidatePerPolicy/abc:tokenCandidates/abc:tokenCandidate/abc:credentials/abc:credential/@ref
```

A reference to a credential. This refers to

```
/abc:UiPresentationArguments/abc:data/abc:credentials/abc:credential/@uri.
```

```
/abc:UiPresentationArguments/abc:tokenCandidatesPerPolicy/abc:tokenCandidatePerPolicy/abc:tokenCandidates/abc:tokenCandidate/abc:pseudonymCandidates
```

A wrapper for a list of alternative pseudonym assignments for this candidate token. This list also includes pseudonyms assignments containing newly established pseudonyms.

```
/abc:UiPresentationArguments/abc:tokenCandidatesPerPolicy/abc:tokenCandidatePerPolicy/abc:tokenCandidates/abc:tokenCandidate/abc:pseudonymCandidates/abc:pseudonymCandidate
```

An entry in the list of alternative pseudonym assignments for this candidate token. The user interface has to chose one alternative among the ones proposed. If no pseudonyms need to be shown in this policy, then the list will contain exactly one pseudonym candidate (consisting of an empty list of pseudonyms).

```
/abc:UiPresentationArguments/abc:tokenCandidatesPerPolicy/abc:tokenCandidatePerPolicy/abc:tokenCandidates/abc:tokenCandidate/abc:pseudonymCandidates/abc:pseudonymCandidate/@candidateId
```

An identifier for this pseudonym candidate. It is assigned sequentially, and reset for each token candidate. It is needed in the return value.

```
/abc:UiPresentationArguments/abc:tokenCandidatesPerPolicy/abc:tokenCandidatePerPolicy/abc:tokenCandidates/abc:tokenCandidate/abc:pseudonymCandidates/abc:pseudonymCandidate/abc:pseudonyms
```

A wrapper for the list of pseudonyms in this pseudonym candidate. If no pseudonyms need to be shown in this policy, then the list will be empty.

```
/abc:UiPresentationArguments/abc:tokenCandidatesPerPolicy/abc:tokenCandidatePerPolicy/abc:tokenCandidates/abc:tokenCandidate/abc:pseudonymCandidates/abc:pseudonymCandidate/abc:pseudonyms/abc:pseudonym
```

An entry in the list of pseudonyms for this pseudonym candidate. The nth item in this list corresponds to the nth pseudonym in the policy. Each entry is a wrapper for a reference to a pseudonym.

```
/abc:UiPresentationArguments/abc:tokenCandidatesPerPolicy/abc:tokenCandidatePerPolicy/abc:tokenCandidates/abc:tokenCandidate/abc:pseudonymCandidates/abc:pseudonymCandidate/abc:pseudonyms/abc:pseudonym/@ref
```

A reference to a pseudonym. It refers to

```
/abc:UiPresentationArguments/abc:data/abc:pseudonyms/abc:pseudonym/@uri.
```

```
/abc:UiPresentationArguments/abc:tokenCandidatesPerPolicy/abc:tokenCandidatePerPolicy/abc:tokenCandidates/abc:tokenCandidate/abc:revealedFacts
```

A wrapper for the list of revealed facts for this token candidate. One or more revealed facts may be created for each predicate in the presentation token, and describe what is being revealed on the cryptographic layer (which might be more information than can be deduced from the presentation token description alone).

```
/abc:UiPresentationArguments/abc:tokenCandidatesPerPolicy/abc:tokenCandidatePerPolicy/abc:tokenCandidates/abc:tokenCandidate/abc:revealedFacts/abc:revealedFact
```

An entry in the list of revealed facts for this token candidates.

```
/abc:UiPresentationArguments/abc:tokenCandidatesPerPolicy/abc:tokenCandidatePerPolicy/abc:tokenCandidates/abc:tokenCandidate/abc:revealedFacts/abc:revealedFact/abc:descriptions
```

A wrapper for a list of human-readable descriptions of this revealed fact. The entries all contain the same description, with each entry being in a different language.

```
/abc:UiPresentationArguments/abc:tokenCandidatesPerPolicy/abc:tokenCandidatePerPolicy/abc:tokenCandidates/abc:tokenCandidate/abc:revealedFacts/abc:revealedFact/abc:descriptions/abc:description
```

An entry in the list of human-readable descriptions of this revealed fact. The contents **MUST** be of the type `/abc:CredentialSpecification/abc:FriendlyCredentialName`.

```
/abc:UiPresentationArguments/abc:tokenCandidatesPerPolicy/abc:tokenCandidatePerPolicy/abc:tokenCandidates/abc:tokenCandidate/abc:revealedAttributeValues
```

A wrapper for the list of revealed attribute values for this token candidate. There will be exactly one entry for each attribute whose value is being revealed to the verifier by the crypto engine (which might be more attributes than can be deduced from the presentation token description alone).

```
/abc:UiPresentationArguments/abc:tokenCandidatesPerPolicy/abc:tokenCandidatePerPolicy/abc:tokenCandidates/abc:tokenCandidate/abc:revealedAttributeValues/abc:revealedAttributeValue
```

An entry in the list of revealed attribute values for this token candidate.

```
/abc:UiPresentationArguments/abc:tokenCandidatesPerPolicy/abc:tokenCandidatePerPolicy/abc:tokenCandidates/abc:tokenCandidate/abc:revealedAttributeValues/abc:revealedAttributeValue/abc:descriptions
```

A wrapper for list of human-readable descriptions of this revealed attribute value. The entries contain the same description, with each entry being in a different language.

```
/abc:UiPresentationArguments/abc:tokenCandidatesPerPolicy/abc:tokenCandidatePerPolicy/abc:tokenCandidates/abc:tokenCandidate/abc:revealedAttributeValues/abc:revealedAttributeValue/abc:descriptions/abc:description
```

An entry in the list of human-readable descriptions of this revealed attribute. The contents **MUST** be of the type `/abc:CredentialSpecification/abc:FriendlyCredentialName`.

```
/abc:UiPresentationArguments/abc:tokenCandidatesPerPolicy/abc:tokenCandidatePerPolicy/abc:tokenCandidates/abc:tokenCandidate/abc:inspectableAttributes
```

A wrapper for the list of inspectable attributes in this token candidate.

```
/abc:UiPresentationArguments/abc:tokenCandidatesPerPolicy/abc:tokenCandidatePerPolicy/abc:tokenCandidates/abc:tokenCandidate/abc:inspectableAttributes/abc:inspectableAttribute
```

An entry in the list of inspectable attributes in this token candidate.

```
/abc:UiPresentationArguments/abc:tokenCandidatesPerPolicy/abc:tokenCandidatePerPolicy/abc:tokenCandidates/abc:tokenCandidate/abc:inspectableAttributes/abc:inspectableAttribute/abc:credential
```

A wrapper for the reference to the credential which contains this inspectable attribute.

```
/abc:UiPresentationArguments/abc:tokenCandidatesPerPolicy/abc:tokenCandidatePerPolicy/abc:tokenCandidates/abc:tokenCandidate/abc:inspectableAttributes/abc:inspectableAttribute/abc:credential/@ref
```

The reference to the credential which contains this inspectable attribute. It refers to

```
/abc:UiPresentationArguments/abc:data/abc:credentials/abc:credential/@uri.
```

```
/abc:UiPresentationArguments/abc:tokenCandidatesPerPolicy/abc:tokenCandidatePerPolicy/abc:tokenCandidates/abc:tokenCandidate/abc:inspectableAttributes/abc:inspectableAttribute/abc:attributeType
```

The attribute type of this inspectable attribute.

```
/abc:UiPresentationArguments/abc:tokenCandidatesPerPolicy/abc:tokenCandidatePerPolicy/abc:tokenCandidates/abc:tokenCandidate/abc:inspectableAttributes/abc:inspectableAttribute/abc:dataHandlingPolicy
```

A copy of the data handling policy for this inspectable attribute.

```
/abc:UiPresentationArguments/abc:tokenCandidatesPerPolicy/abc:tokenCandidatePerPolicy/abc:tokenCandidates/abc:tokenCandidate/abc:inspectableAttributes/abc:inspectableAttribute/abc:inspectionGrounds
```

A copy of the inspection grounds of this inspectable attribute.

```
/abc:UiPresentationArguments/abc:tokenCandidatesPerPolicy/abc:tokenCandidatePerPolicy/abc:tokenCandidates/abc:tokenCandidate/abc:inspectableAttributes/abc:inspectableAttribute/abc:inspectorAlternatives
```

A wrapper for the list of inspector alternatives for this inspectable attribute. For each inspectable attribute, the user interface has to choose one inspector among this list.

```
/abc:UiPresentationArguments/abc:tokenCandidatesPerPolicy/abc:tokenCandidatePerPolicy/abc:tokenCandidates/abc:tokenCandidate/abc:inspectableAttributes/abc:inspectableAttribute/abc:inspectorAlternatives/abc:inspectorAlternative
```

An entry in the list of inspector alternatives for this inspectable attribute. This entry is a wrapper to a reference to an inspector.

```
/abc:UiPresentationArguments/abc:tokenCandidatesPerPolicy/abc:tokenCandidatePerPolicy/abc:tokenCandidates/abc:tokenCandidate/abc:inspectableAttributes/abc:inspectableAttribute/abc:inspectorAlternatives/abc:inspectorAlternative/@ref
```

Reference to an inspector for this inspectable attribute among the list of possible alternatives. It refers to `/abc:UiPresentationArguments/abc:data/abc:inspectors/abc:inspector/@uri`.

4.6.1.2 Return Value sent by the UI for Presentation

```
<abc:UiPresentationReturn>
  <abc:chosenPolicy>xs:int</abc:chosenPolicy>
  <abc:chosenPresentationToken>xs:int</abc:chosenPresentationToken>
  <abc:metadataToChange>
    <abc:entry>
      <abc:key>xs:string</abc:key>
      <abc:value>...</abc:value>
```



```

    </abc:entry>*
  </abc:metadataToChange>
  <abc:chosenPseudonymList>xs:int</abc:chosenPseudonymList>?
  <abc:chosenInspectors>xs:string</abc:chosenInspectors>*
</abc:UiPresentationReturn>

```

```
/abc:UiPresentationReturn
```

This XML root Element that the user interface sends back to the ABC Engine to complete identity selection for presentation. It contains the choice of credentials and pseudonyms that should be used to complete the presentation proof.

```
/abc:UiPresentationReturn/abc:chosenPolicy
```

The ID of the policy chosen by the user interface. It refers to

```
/abc:UiPresentationArguments/abc:tokenCandidatesPerPolicy/abc:tokenCandidatePerPolicy/@policyId.
```

```
/abc:UiPresentationReturn/abc:chosenPresentationToken
```

The ID of the presentation token candidate (within the selected policy) chosen by the user interface. It refers to

```
/abc:UiPresentationArguments/abc:tokenCandidatesPerPolicy/abc:tokenCandidatePerPolicy/abc:tokenCandidates/abc:tokenCandidate/@candidateId.
```

```
/abc:UiPresentationReturn/abc:metadataToChange
```

This element contains a list of entries (key-value pairs) of PseudonymMetadata that the user interface wishes to change. It should contain an entry for all newly created pseudonyms which were selected.

```
/abc:UiPresentationReturn/abc:metadataToChange/abc:entry
```

A key-value pair.

```
/abc:UiPresentationReturn/abc:metadataToChange/abc:entry/abc:key
```

The key corresponds to the pseudonymUID of the pseudonym whose metadata the user interface wishes to change. It refers to

```
/abc:UiPresentationArguments/abc:data/abc:pseudonyms/abc:pseudonym/@uri.
```

```
/abc:UiPresentationReturn/abc:metadataToChange/abc:entry/abc:value
```

The value corresponds to the new metadata of the pseudonym. The ABC Engine will instruct the Credential Manager to replace the old metadata of that pseudonym by the given value. The user interface should take the value in

```
/abc:UiPresentationArguments/abc:data/abc:pseudonyms/abc:pseudonym/abc:metadata
```

as a template for creating the new metadata. The contents **MUST** be of the type

```
/abc:UiPresentationArguments/abc:data/abc:pseudonyms/abc:pseudonym/abc:metadata.
```

```
/abc:UiPresentationReturn/abc:chosenPseudonymList
```

The ID of the chosen pseudonym candidate list (for the chosen candidate token). It refers to

```
/abc:UiPresentationArguments/abc:tokenCandidatesPerPolicy/abc:tokenCandidatePerPolicy/abc:tokenCandidates/abc:tokenCandidate/abc:pseudonymCandidates/abc:pseudonymCandidate/@candidateId.
```

If the policy does not require showing pseudonyms, then this field may be left out.

```
/abc:UiPresentationReturn/abc:chosenInspectors
```

The list of inspectors that the user interface chose. This list should contain one entry per inspectable attribute (for the chosen candidate token). For each inspectable attribute, one inspector should be chosen among the list of alternatives. The list entries must refer to

```

/abc:UiPresentationArguments/abc:tokenCandidatesPerPolicy/abc:tokenCandidatePerPolicy/abc:tokenCandidates/abc:tokenCandidate/abc:inspectableAttributes/abc:inspectableAttribute/abc:inspectorAlternatives/abc:inspectorAlternative/@ref
.

```

4.6.2 Issuance

4.6.2.1 Arguments sent to the UI for Issuance

```

<abc:UiIssuanceArguments>
  <abc:data>...</abc:data>
  <abc:tokenCandidates>...</abc:tokenCandidates>
  <abc:policy>...</abc:policy>
</abc:UiIssuanceArguments>

```

```

/abc:UiIssuanceArguments

```

This XML root Element is sent by the ABC Engine to the user interface to perform identity selection for issuance. The user interface must then choose which combination of credentials and/or pseudonyms, all satisfying the policy, should be used to complete the issuance proof.

```

/abc:UiIssuanceArguments/abc:data

```

See `/abc:UiPresentationArguments/abc:data`.

```

/abc:UiIssuanceArguments/abc:tokenCandidates

```

The semantics of this element are analogous to

`/abc:UiPresentationArguments/abc:tokenCandidatesPerPolicy/abc:tokenCandidatePerPolicy/abc:tokenCandidates`, except that they refer to the unique issuance policy instead of one alternative of the presentation policies. References therein point to

`/abc:UiIssuanceArguments/abc:data` and not to

`/abc:UiPresentationArguments/abc:data`.

```

/abc:UiIssuanceArguments/abc:policy

```

This element contains a copy of the issuance policy. The contents **MUST** be of the type

```

/abc:IssuancePolicy.

```

4.6.2.2 Return Value sent by the UI for Issuance

```

<abc:UiIssuanceReturn>
  <abc:chosenIssuanceToken>xs:int</abc:chosenIssuanceToken>
  <abc:metadataToChange>
    <abc:entry>
      <abc:key>xs:string</abc:key>
      <abc:value>...</abc:value>
    </abc:entry>*
  </abc:metadataToChange>
  <abc:chosenPseudonymList>xs:int</abc:chosenPseudonymList>?
  <abc:chosenInspectors>xs:string</abc:chosenInspectors>*
</abc:UiIssuanceReturn>

```

```

/abc:UiIssuanceReturn

```

This XML root Element that the user interface sends back to the ABC Engine to complete identity selection for issuance. It contains the choice of credentials and pseudonyms that should be used to complete the issuance proof.

/abc:UiIssuanceReturn/abc:chosenIssuanceToken

The ID of the issuance token candidate chosen by the user interface. It refers to

/abc:UiIssuanceArguments/abc:tokenCandidates/abc:tokenCandidate/@candidateId.

/abc:UiIssuanceReturn/abc:metadataToChange

See /abc:UiPresentationReturn/abc:metadataToChange.

/abc:UiIssuanceReturn/abc:metadataToChange/abc:entry

See /abc:UiPresentationReturn/abc:metadataToChange/abc:entry.

/abc:UiIssuanceReturn/abc:metadataToChange/abc:entry/abc:key

The key corresponds to the pseudonymUID of the pseudonym whose metadata the user interface wishes to change. It refers to

/abc:UiIssuanceArguments/abc:data/abc:pseudonyms/abc:pseudonym/@uri.

/abc:UiIssuanceReturn/abc:metadataToChange/abc:entry/abc:value

The value corresponds to the new metadata of the pseudonym. The ABC Engine will instruct the Credential Manager to replace the old metadata of that pseudonym by the given value. The user interface should take the value in

/abc:UiIssuanceArguments/abc:data/abc:pseudonyms/abc:pseudonym/abc:metadata as a template for creating the new metadata. The contents MUST be of the type

/abc:PseudonymWithMetadata/abc:PseudonymMetadata.

/abc:UiIssuanceReturn/abc:chosenPseudonymList

The ID of the chosen pseudonym candidate list (for the chosen candidate token). It refers to

/abc:UiIssuanceArguments/abc:tokenCandidates/abc:tokenCandidate/abc:pseudonymCandidates/abc:pseudonymCandidate/@candidateId. If no pseudonym needs to be shown for this policy, this field may be left out.

/abc:UiIssuanceReturn/abc:chosenInspectors

The list of inspectors that the user interface chose. This list should contain one entry per inspectable attribute (for the chosen candidate token). For each inspectable attribute, one inspector should be chosen among the list of alternatives. The list entries must refer to

/abc:UiIssuanceArguments/abc:tokenCandidates/abc:tokenCandidate/abc:inspectableAttributes/abc:inspectableAttribute/abc:inspectorAlternatives/abc:inspectorAlternative/@ref.

4.7 Formats Used By the Webservice API

Since the webservises can only take a single XML root element as input, several elements have been constructed to combine previously defined elements.

4.7.1 CredentialSpecificationAndSystemParameters

```
<abc:CredentialSpecificationAndSystemParameters>
  <abc:CredentialSpecification>...</abc:CredentialSpecifion>
  <abc:SystemParameters>...</abc:SystemParameters>
</abc:CredentialSpecificationAndSystemParameters>
```

/abc:CredentialSpecificationAndSystemParameters

This XML root Element contains a credential specification and a set of system parameters.

/abc:CredentialSpecificationAndSystemParameters/abc:CredentialSpecification

Must be of type /abc:CredentialSpecification

/abc:CredentialSpecificationAndSystemParameters/abc:SystemParameters

Must be of type /abc:SystemParameters

4.7.2 IssuancePolicyAndAttributes

```
<abc:IssuancePolicyAndAttributes>
  <abc:IssuancePolicy>...</abc:IssuancePolicy>
  <abc:Attribute>...</abc:Attribute>*
</abc:IssuancePolicyAndAttributes>
```

/abc:IssuancePolicyAndAttributes

This XML root Element contains an issuance policy and a number of attributes.

/abc:IssuancePolicyAndAttributes/abc:IssuancePolicy

Must be of type /abc:IssuancePolicy

/abc:IssuancePolicyAndAttributes/abc:Attribute

Must be of type /abc:Attribute

4.7.3 IssuanceMessageAndBoolean

```
<abc:IssuanceMessageAndBoolean>
  <abc:IssuanceMessage>...</abc:IssuanceMessage>
  <abc:LastMessage>xs:boolean</abc:LastMessage>
  <abc:IssuanceLogEntryURI>xs:anyURI</abc:IssuanceLogEntryURI>
</abc:IssuanceMessageAndBoolean>
```

/abc:IssuanceMessageAndBoolean

This XML root Element contains an issuance message, a boolean indicating if this is the last step of issuance and an URI pointing to the relevant log entry.

/abc:IssuanceMessageAndBoolean/abc:IssuanceMessage

Must be of type /abc:IssuanceMessage

/abc:IssuanceMessageAndBoolean/abc:LastMessage

Boolean indicating if this is the last message of the issuance protocol.

/abc:IssuanceMessageAndBoolean/abc:IssuanceLogEntryURI

URI pointing to the relevant IssuanceLogEntry in the issuer log.

4.7.4 RevocationReferences

```
<abc:RevocationReferences>
  <abc:RevocationInfoReference>...</abc:RevocationInfoReference>
  <abc:NonRevocationEvidenceReference>
    ...
  </abc:NonRevocationEvidenceReference>
  <abc:NonRevocationEvidenceUpdate>...</abc:NonRevocationEvidenceUpdate>
</abc:RevocationReferences>
```

/abc:RevocationReferences

This element contains 3 References, describing an URL where revocation information can be obtained.

/abc:RevocationReferences/abc:RevocationInfoReference

Must be of type /abc:Reference

/abc:RevocationReferences/abc:NonRevocationEvidenceReference

Must be of type /abc:Reference

/abc:RevocationReferences/abc:NonRevocationEvidenceUpdateReference

Must be of type /abc:Reference

4.7.5 PresentationPolicyAlternativesAndPresentationToken

```
<abc:PresentationPolicyAlternativesAndPresentationToken>
  <abc:PresentationPolicyAlternatives>
    ...
  </abc:PresentationPolicyAlternatives>
  <abc:PresentationToken>...</abc:PresentationToken>
</abc:PresentationPolicyAlternativesAndPresentationToken>
```

/abc:PresentationPolicyAlternativesAndPresentationToken

This element contains a PresentationPolicyAlternatives and a PresentationToken element.

/abc:PresentationPolicyAlternativesAndPresentationToken/abc:PresentationPolicyAlternatives

Must be of type /abc:PresentationPolicyAlternatives

abc:PresentationPolicyAlternativesAndPresentationToken/abc:PresentationToken

Must be of type /abc:PresentationToken

4.7.6 AttributeList

```
<abc:AttributeList>
  <abc:Attributes>...</abc:Attributes>*
</abc:AttributeList>
```

/abc:AttributeList

This element contains a list of `Attributes`, corresponding to `List<Attribute>`.

/abc:AttributeList/abc:Attributes

Must be of type /abc:Attribute

4.7.7 ABCEBoolean

```
<abc:ABCEBoolean value="xs:boolean"/>
```

/abc:ABCEBoolean

This element is used to indicate a `boolean` value, that is, either the value `true` or `false`.

/abc:ABCEBoolean/@value

This attribute states the value of the `boolean`.

4.7.8 URISet

```
<abc:URISet>
  <abc:URI>xs:anyURI</abc:URI>*
</abc:URISet>
```

/abc:URISet

This element contains a set of URIs, corresponding to `Set<URI>`.

/abc:URISet/abc:URI

This element contains a `URI`.

4.7.9 IssuerParametersInput

```
<abc:IssuerParametersInput Version="1.0">
  <abc:ParametersUID>xs:anyURI</abc:ParametersUID>
  <abc:FriendlyIssuerDescription lang="xs:language">
    xs:string
  </abc:FriendlyIssuerDescription>*
  <abc:AlgorithmID>xs:anyURI</abc:AlgorithmID>
  <abc:HashAlgorithm>xs:anyURI</abc:HashAlgorithm>
  <abc:RevocationParametersUID>xs:anyURI</abc:RevocationParametersUID>
</abc:IssuerParametersInput>
```

/abc:IssuerParametersInput

This element contains a subset of the elements that the element /abc:IssuerParameters contains.

/abc:IssuerParametersInput/abc:ParametersUID

See /abc:IssuerParameters/abc:ParametersUID.

/abc:IssuerParametersInput/abc:FriendlyIssuerDescription

See /abc:IssuerParameters/abc:FriendlyIssuerDescription.

/abc:IssuerParametersInput/abc:AlgorithmID

See /abc:IssuerParameters/abc:AlgorithmID.

/abc:IssuerParametersInput/abc:HashAlgorithm

See /abc:IssuerParameters/abc:HashAlgorithm.

/abc:IssuerParametersInput/abc:RevocationParametersUID

See /abc:IssuerParameters/abc:RevocationParametersUID.

4.7.10 IssuanceReturn

```
<abc:IssuanceReturn>
  <abc:IssuanceMessage>...</abc:IssuanceMessage>
  <abc:CredentialDescription>...</abc:CredentialDescription>
  <abc:UiIssuanceArguments>...</abc:UiIssuanceArguments>
</abc:IssuanceReturn>
```

/abc:IssuanceReturn

This element contains an issuance message, a credential description, and a `UiIssuanceArguments` element.

/abc:IssuanceReturn/abc:IssuanceMessage

See Section 4.5.3, Issuance Messages.

/abc:IssuanceReturn/abc:CredentialDescription

See Section 4.5.6, Credential Description.

/abc:IssuanceReturn/abc:UiIssuanceArguments

See Section 4.6.2.1, Arguments sent to the UI for Issuance.

5 API for Privacy-ABCs

This chapter describes the application programming interfaces (API) of the ABCE layer, focusing solely on the API that the ABCE layer exposes to the upper layers, in particular, to the application layer. This information is mainly intended for application developers who want to build applications that make use of ABCE technology.

The interfaces are described in an object-oriented fashion as a list of methods that take input parameters of certain types and that produce an output of a certain return type. The data types of the input and return types either refer to XML artifacts as defined in Chapter 4 or to simple XML Schema datatypes such as boolean or string.

For ease of integration with applications built on top of our ABCE layer, the actual implementation offers the top-level ABCE interfaces described below also as web services. The descriptions below must therefore be mapped to descriptions in the Web Services Description Language (WSDL). Doing so is straightforward, so for the sake of readability we stick to an object-oriented notation here.

5.1 ABCE methods for Users

```
boolean canBeSatisfied(PresentationPolicyAlternatives p)
```

On input of presentation policy alternatives, this method determines whether the user has the necessary credentials and established pseudonyms to create a presentation token that satisfies the policy. If so, this method returns true, otherwise, it returns false.

Path	/user/canBeSatisfied/
HTTP Method	POST
Input Type	application/xml or text/xml
Input Format	PresentationPolicyAlternatives
Output Type	text/xml
Output Format	ABCEBoolean

```
UiPresentationArguments createPresentationToken(  
    PresentationPolicyAlternatives p)
```

On input of presentation policy alternatives, this method determines whether the user has the necessary credentials and established pseudonyms to create a presentation token that satisfies the policy.

If there is at least one way in which the policy can be satisfied with the user's credentials and pseudonyms, this method returns an object that encodes the different alternatives. The caller then lets the user choose her preferred way of satisfying the policy or let her cancel the transaction, for example by displaying the relevant information in a (graphical) user interface. If the presentation policy alternatives cannot be satisfied, this method returns an error.

Path	/user/createPresentationToken/
HTTP Method	POST
Input Type	application/xml or text/xml
Input Format	PresentationPolicyAlternatives
Output Type	text/xml
Output Format	UiPresentationArguments

`PresentationToken createPresentationToken(UiPresentationReturn upr)`

After the user has chosen her preferred way of satisfying the presentation policy in the identity selector, she calls this method on input of the object encoding her choice.

This method generates a presentation token that reflects this choice, and which satisfies the respective presentation policy alternatives. The generated presentation token consists of two parts: (1) a description of the token's content, which largely repeats the information of the corresponding alternative in the presentation policy; and (2) cryptographic evidence, which mainly consists of a non-interactive zero-knowledge proof (using the Fiat-Shamir heuristic) that the user owns all the credentials and pseudonyms referenced in the token, that all revocable credentials are not revoked, that all inspectable attributes were encrypted correctly, and that all predicates hold. Furthermore, the presentation token contains a reference to the policy alternative that the user chose to fulfil.

This method returns the generated presentation token.

Path	/user/createPresentationTokenUi/
HTTP Method	POST
Input Type	application/xml or text/xml
Input Format	UiPresentationReturn
Output Type	text/xml
Output Format	PresentationToken

`IssuanceReturn issuanceProtocolStep(IssuanceMessage im)`

This method performs one step in an interactive issuance protocol. It takes as input an issuance message received from an issuer.

The method has exactly one of the following three return values: (1) an issuance message, which has to be sent to the issuer; (2) a description of the newly issued credential—this return value indicates that the protocol was completed successfully and that the newly issued credential was stored in the user's credential manager; (3) an object of type `UiIssuanceArguments` which encodes the user's choices to satisfy the issuance policy (and which, for example, is forwarded to an identity selection user interface). In the latter case, the user must then call the other `issuanceProtocolStep()` method with an object that reflects the selected choice.

During simple issuance, this method never returns an object of type of type `UiIssuanceArguments`.

Path	/user/issuanceProtocolStep/
HTTP Method	POST
Input Type	application/xml or text/xml
Input Format	IssuanceMessage
Output Type	text/xml
Output Format	IssuanceReturn

```
IssuanceMessage issuanceProtocolStep(UiIssuanceReturn uir)
```

This method is called during the issuance protocol after the other `issuanceProtocolStep()` method returned an object of type `UiIssuanceArguments`, and after the user has made her choice (in the identity selector) on how to satisfy the issuance policy.

The input to this method is an object which encodes the user's choice on how to satisfy the issuance policy.

The method returns an issuance message, which has to be sent to the issuer.

Path	/user/issuanceProtocolStepUi/
HTTP Method	POST
Input Type	application/xml or text/xml
Input Format	UiIssuanceReturn
Output Type	text/xml
Output Format	IssuanceMessage

```
void updateNonRevocationEvidence()
```

This method updates the non-revocation evidence associated to all credentials in the credential store. Calling this method at regular time intervals reduces the likelihood of having to update non-revocation evidence at the time of presentation, thereby not only speeding up the presentation process, but also offering improved privacy as the Revocation Authority is no longer “pinged” at the moment of presentation.

Path	/user/updateNonRevocationEvidence/
HTTP Method	POST

Input Type	application/xml or text/xml
Input Format	None
Output Type	text/xml
Output Format	None

```
URI[] listCredentials()
```

This method returns an array of all unique credential identifiers (UIDs) available in the Credential Manager.

Path	/user/listCredentials/
HTTP Method	GET
Output Type	text/xml
Output Format	URISet

```
CredentialDescription getCredentialDescription(URI credUid)
```

This method returns the description of the credential with the given unique identifier. The unique credential identifier `credUid` is the identifier which was included in the credential description that was returned at successful completion of the issuance protocol.

Path	/user/getCredentialDescription/{credentialUid}
HTTP Method	GET
Output Type	text/xml
Output Format	CredentialDescription

Path Parameter	Parameter Type
credentialUid	URI

```
boolean deleteCredential(URI credUid)
```

This method deletes the credential with the given identifier from the credential store. If deleting is not possible (e.g. if the referred credential does not exist) the method returns false, and true otherwise.

Path	/user/deleteCredential/
HTTP Method	DELETE
Output Type	text/xml
Output Format	ABCEBoolean

Query Parameter	Parameter Type
credUid	URI

5.2 ABCE methods for Verifiers

```
PresentationTokenDescription verifyTokenAgainstPolicy(
PresentationPolicyAlternatives p, PresentationToken t, boolean store)
```

This method, on input of a presentation policy *p* and a presentation token *t*, checks whether the token *t* satisfies the policy *p* and checks the validity of the cryptographic evidence included in token *t*. If both checks succeed and *store* is set to true, this method stores the token in a dedicated store and returns a description of the token that includes a unique identifier by means of which the token can later be retrieved from the store. If one of the checks fails, this method returns a list of error messages.

Path	/verification/verifyTokenAgainstPolicy/
HTTP Method	POST
Input Type	application/xml or text/xml
Input Format	PresentationPolicyAlternativesAndPresentationToken
Output Type	text/xml
Output Format	PresentationTokenDescription

Query Parameter	Parameter Type
store	String ("true" or "false")

```
PresentationToken getToken(URI tokenUid)
```

This method looks up a previously verified presentation token. The unique token identifier *tokenUid* is the identifier that was included in the token description that was returned when the token was verified.

Path	/verification/getToken/
HTTP Method	GET
Output Type	text/xml
Output Format	PresentationToken

Query Parameter	Parameter Type
tokenUID	URI

```
boolean deleteToken (URI tokenUid)
```

This method deletes the previously verified presentation token referenced by the unique identifier `tokenuid`. It returns `true` in case of successful deletion, and `false` otherwise.

Path	/verification/deleteToken/
HTTP Method	POST
Input Type	application/xml or text/xml
Input Format	None
Output Type	text/xml
Output Format	Boolean

Query Parameter	Parameter Type
tokenUID	URI

5.3 ABCE methods for Issuers

```
SystemParameters setupSystemParameters(int securityLevel, URI  
cryptoMechanism)
```

This method generates a fresh set of system parameters for the given security level, expressed as the bitlength of an asymmetric key with comparable security, and cryptographic mechanism. Issuers can generate their own system parameters, but can also reuse system parameters generated by a different entity. More typically, a central party (e.g., a standardization body) will generate and publish system parameters for a number of different

key lengths that will be used by many Issuers. Security levels 1248 and 3248 **MUST** be supported; other values **MAY** also be supported.

Currently, the supported mechanism URIs are `urn:abc4trust:1.0:algorithm:idemix` for Identity Mixer and `urn:abc4trust:1.0:algorithm:uprove` for U-Prove.

Path	/issuer/setupSystemParameters/
HTTP Method	GET
Output Type	text/xml
Output Format	SystemParameters

Query Parameter Name	Query Parameter Type
securityLevel	int
cryptoMechanism	URI

```
IssuerParameters setupIssuerParameters(IssuerParametersInput ipi)
```

This method generates a fresh issuance key and the corresponding Issuer parameters. The issuance key is stored in the Issuer's key store, the Issuer parameters are returned as output of the method. The input to this method specify the maximal number of attributes `maxatts` that credentials issued with these parameters can contain, the system parameters `syspars`, the unique identifier `uid` of the generated parameters, the hash algorithm identifier `hash`, and, optionally, the parameters identifier for any Issuer-driven Revocation Authority.

Currently, the only supported hash algorithm is SHA-256 with identifier `urn:abc4trust:1.0:hashalgorithm:sha-256`.

Path	/issuer/setupIssuerParameters/
HTTP Method	POST
Input Type	application/xml or text/xml
Input Format	IssuerParametersInput
Output Type	text/xml
Output Format	IssuerParameters

```
(IssuanceMessage, boolean, URI) initIssuanceProtocol(IssuancePolicy ip,
Attribute[] atts)
```

This method is invoked by the issuer to initiate an issuance protocol based on the given issuance policy, where the given list of attributes contains the values that are to be certified in the new credential.

This method returns an issuance message, which the issuer subsequently sends to the user. Recall that all issuance messages contain a Context XML-attribute that uniquely references the instance of the issuance protocol.

This method also returns a boolean value, which indicates whether this is the last message of the issuance protocol. If this value is false, the issuer subsequently invokes the `issuanceProtocolStep()` method on the next incoming issuance message from the user. If this value is true, the issuance protocol consisted of a single message: this is possible if the underlying credential technology requires no interaction for issuance (e.g., Camenisch-Lysyanskaya) and if simple issuance is used.

This method also returns the uid of the stored issuance log entry that contains an issuance token together with the attribute values provided by the issuer to keep track of the issued credentials.

Path	/issuer/initIssuanceProtocol/
HTTP Method	POST
Input Type	application/xml or text/xml
Input Format	IssuancePolicyAndAttributes
Output Type	text/xml
Output Format	IssuanceMessageAndBoolean

```
(IssuanceMessage, boolean, URI) issuanceProtocolStep(IssuanceMessage m)
```

This method performs one step in the interactive issuance protocol. On input of an issuance message received from a user, it returns an issuance message that is to be sent back to the user, a boolean indicating whether this is the last message in the protocol, and (optionally) the uid of a newly-created issuance log entry.

Path	/issuer/issuanceProtocolStep/
HTTP Method	POST
Input Type	application/xml or text/xml
Input Format	IssuanceMessage
Output Type	text/xml
Output Format	IssuanceMessageAndBoolean

```
IssuanceLogEntry getIssuanceLogEntry(URI issuanceEntryUid)
```

This method looks up an issuance log entry of previously issued credentials that contains a verified issuance token together with the attribute values provided by the issuer. The issuance log entry identifier `issuanceEntryUid` is the identifier that was included in the issuance token description that was returned when the token was verified.

Path	/issuer/getIssuanceLogEntry/
HTTP Method	GET
Output Type	text/xml
Output Format	IssuanceLogEntry

Query Parameter Name	Query Parameter Type
issuanceEntryUid	URI

5.4 ABCE methods for Revocation Authorities

```
RevocationAuthorityParameters setupRevocationAuthorityParameters(int
securityLevel, URI cryptoMechanism, URI uid, RevocationInfoReference
infoRef, NonRevocationEvidenceReference evidenceRef,
RevocationUpdateReference updateRef)
```

For a given security level, expressed as the bitlength of a symmetric key with comparable security, and revocation mechanism, this method generates a fresh secret key for the Revocation Authority and corresponding public Revocation Authority parameters, as well as the initial revocation information. The secret key is stored in trusted storage. Also included in the returned Revocation Authority parameters are the given identifier `uid` as well as the endpoints where Users, Verifiers and Issuers can obtain the latest revocation information (`infoRef`), initial non-revocation evidence (`evidenceRef`), and updates to their non-revocation evidence (`updateRef`). Security levels 80 and 128 MUST be supported; other values MAY also be supported.

The list of supported revocation mechanisms and their identifiers have not yet been defined, please check with our implementation team which values to use here as soon as revocation is supported.

Path	/revocation/setupRevocationAuthorityParameters/
HTTP Method	POST
Input Type	Application/xml or text/xml
Input Format	RevocationReferences

Output Type	text/xml
Output Format	RevocationAuthorityParameters

Query Parameter	Parameter Type
keyLength	int
cryptoMechanism	URI
uid	URI

```
NonRevocationEvidence generateNonRevocationEvidence (URI revParsUid,
List<Attribute> attributes)
```

This method creates up-to-date non-revocation evidence with respect to the given revocation authority parameters and the given list of attribute values.

In the special case of issuer-driven revocation, the list of attributes must contain exactly one item: the revocation handle. When the issuer calls this method during credential issuance, he leaves the attribute value of the revocation handle blank; the non-revocation evidence will then contain the attribute value to use in the new credential.

This method may also be queried by users who wish to update their non-revocation evidence. In contrast to the generateNonRevocationEvidenceUpdate() method, this method is potentially more efficient, but the user making the query will not be anonymous.

Depending on the revocation technology, this method may update the revocation information. If it does, verifiers may need to fetch the latest revocation information after this method is called in order to accept the non-revocation evidence in new credentials.

Path	/revocation/generatenonrevocationevidence/{revParsUid}
HTTP Method	POST
Input Type	Application/xml or text/xml
Input Format	AttributeList
Output Type	text/xml
Output Format	NonRevocationEvidence

Path Parameter	Parameter Type
revParsUid	URI

```
NonRevocationEvidenceUpdate generateNonRevocationEvidenceUpdate (URI
revParsUid, int epoch)
```

This method generates information that allows a user to update the non-revocation evidence of one of her credentials. This will allow her to prove non-revocation of her credential against the latest revocation information. The user's anonymity is preserved when calling this method.

The inputs to this method specify the identifier of the revocation authority parameters corresponding to the non-revocation evidence to update; and the epoch of the revocation information that user's non-revocation evidence currently verifies against.

To ensure that the users' certificates are reasonably up-to-date, they will have to call this method for all their credentials at regular intervals (but at the latest when doing a presentation).

Path	/revocation/generatenonrevocationevidenceupdate/{revParsUid}
HTTP Method	POST
Output Type	text/xml
Output Format	NonRevocationEvidenceUpdate

Path Parameter	Parameter Type
revParsUid	URI

Query Parameter	Parameter Type
epoch	int

```
RevocationInformation updateRevocationInformation (URI revParsUid)
```

This method retrieves the latest revocation information associated with the given revocation authority.

To ensure that verifiers can detect revoked certificates in a timely manner, they will call this method on all revocation authorities they know at regular intervals.

Path	/revocation/getrevocationinformation/{revParsUid}
HTTP Method	POST
Output Type	text/xml
Output Format	RevocationInformation

Path Parameter	Parameter Type
----------------	----------------

revParsUid	URI
------------	-----

```
RevocationInformation revoke (URI revParUid, List<Attribute> attributes)
```

This method revokes the attribute values specified by the given list of attributes with respect to the given revocation authority parameters. If the list contains multiple attributes (and if the revocation technology supports this), then the conjunction of these attribute values is revoked. That is, all credentials that contain the combination of attribute values specified in the list are revoked.

In the special case of issuer-driven revocation, the list contains only a single attribute: the revocation handle.

Verifiers have to obtain the latest revocation information from the respective revocation authority in order to detect that the given combination of attributes was revoked.

Path	/revocation/revoke/{revParsUid}
HTTP Method	POST
Input Type	Application/xml or text/xml
Input Format	AttributeList
Output Type	text/xml
Output Format	RevocationInformation

Path Parameter	Parameter Type
revParsUid	URI

5.5 ABCE methods for Inspectors

```
InspectorPublicKey setupInspectorPublicKey(int securityLevel, URI  
mechanism, URI uid)
```

This method generates a fresh decryption key and corresponding encryption key for the given security level, expressed as the bitlength of a symmetric key with comparable security, and cryptographic mechanism. It stores the decryption key in the trusted storage and returns the inspector public key with the given identifier `uid`. The identifier associated with the key will be used in presentation/issuance policies as the unique reference to a particular Inspector.

Security levels 80 and 128 **MUST** be supported; other values **MAY** also be supported. The only currently supported mechanism identifier is

`urn:abc4trust:1.0:inspectionalgorithm:camenisch-shoup03`.

Path	/inspector/setupInspectorPublicKey/
HTTP Method	POST
Output Type	text/xml
Output Format	InspectorPublicKey

Query Parameter	Parameter Type
keyLength	int
cryptoMechanism	URI
uid	URI

```
Attribute[] inspect(PresentationToken t)
```

This method takes as input a presentation token with inspectable attributes and returns the decrypted attribute type-value pairs for which the Inspector has the inspection secret key.

Path	/inspector/inspect/
HTTP Method	POST
Input Type	Application/xml or text/xml
Input Format	PresentationToken
Output Type	text/xml
Output Format	AttributeList

6 Applicability to existing Identity Infrastructures

Many identity protocols and frameworks are in use today, and new ones are being developed by the industry, each addressing specific use cases and deployment environments. Privacy concerns exist in many scenarios targeted by these systems, and therefore it is useful to understand how they could benefit from Privacy-ABC technologies to improve their security, privacy, and scalability.

In this chapter, we consider the following popular systems: WS-*, SAML, OpenID, OAuth, and X.509. A short description of each system is given to facilitate the discussion, but is by no means complete; the reader is referred to the appropriate documentation to learn more about a particular system. Moreover, we mostly describe “how” integration can be done, rather than discussing “why” as this is highly application-specific.

The last section describes the common challenges of these federated systems, and how Privacy-ABC technologies can help to alleviate them.

6.1 WS-*

The set of WS-* specifications define various protocols for web services and applications. Many of these relate to security, and in particular, to authentication and attribute-based access (such as WS-Trust [WSTrust], WS-Federation [WSFed], and WS-SecurityPolicy [WSSecPol]). These specifications can be combined to implement various systems with different characteristics.

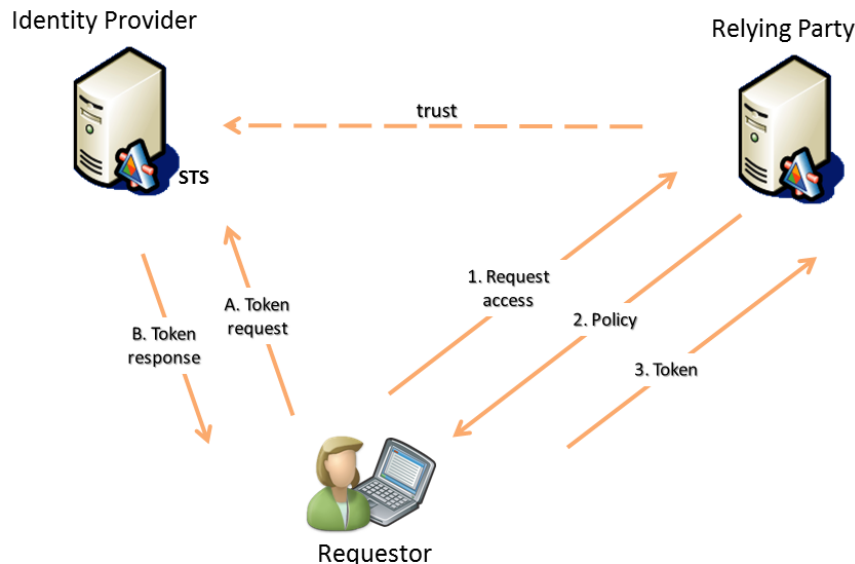


Figure 6.1 - WS-Trust protocol flow

The WS-Trust specification is the main building block that defines how *security tokens* can be obtained and presented by users. The specification does not make any assumption on the type of tokens exchanged, and provides several extensibility points and protocol flow patterns suitable for Privacy-ABC technologies.

In WS-Trust, a requestor (user) requests a security token from the Identity Provider’s Security Token Service (the issuer) encoding various certified claims (attributes), and presents it (either immediately or at a later time) to a Relying Party (the verifier); see Figure 6.1.

Integrating Privacy-ABC technologies in WS-Trust is straightforward due to the extensible nature of the WS-* framework. The issuance protocol is initiated by the requestor by sending, as usual, a `RequestForSecurityToken` message to the STS. The requestor and the STS then exchange as many `RequestForSecurityTokenResponse` messages as needed by the ABC issuance protocol (using the challenge-response pattern defined in Section 8 of [WS-Trust]). The STS concludes the protocol by sending a `RequestForSecurityTokenResponseCollection` message. Typically, this final message contains a collection of requested security tokens. Due to the nature of the Privacy-ABC technologies, the STS does not send the security tokens per se, but the requestor is able to compute its credential(s) using the exchanged cryptographic data. See Figure 6.2.

The issuance messages are tied together using a unique context, but otherwise do not specify the content and formatting of their contents. It is therefore possible to directly use the protocol artefacts defined earlier in this document (see Chapter 5).

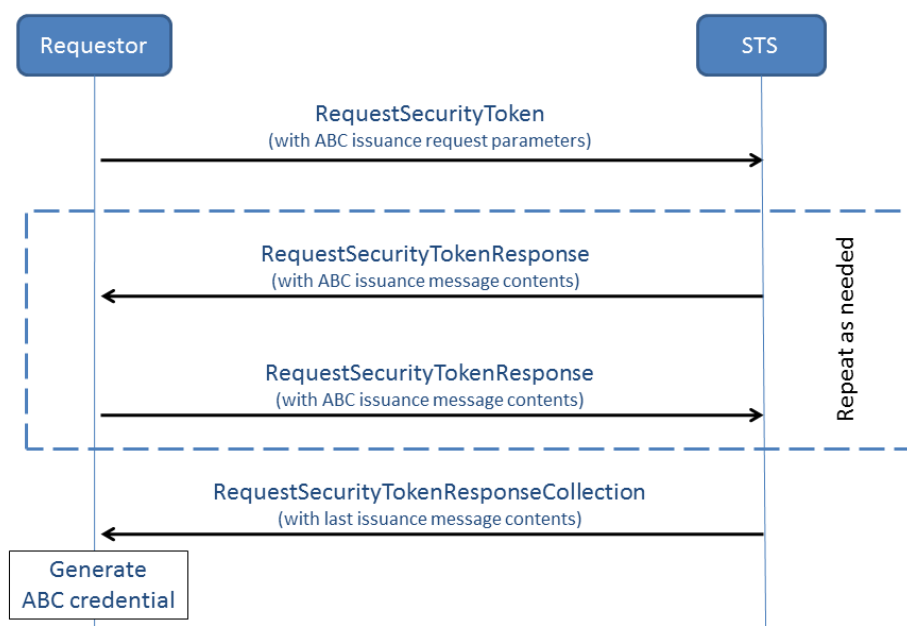


Figure 6.2 - WS-Trust issuance protocol

Presenting an ABC to a Relying Party is also straightforward. The exact mechanism to use depends on the application environment. For example, in a federated architecture using WS-Federation, the presentation token could be included in a `RequestForSecurityTokenResponse` message part of a `wresult` HTTP parameter. Given the support of extensible policy (using, e.g., WS-SecurityPolicy), the ABC verifier policy could be expressed by the Relying Party and obtained by the client; e.g., it could be embedded in a service's federation metadata (see Section 3 of [WSFed]).

Privacy-ABC technology integration into WS-Trust has been successfully demonstrated; see, e.g., [UPWTP].

6.2 SAML

The Security Assertion Markup Language (SAML) is a popular set of specifications for exchanging certified assertions in federated environments. Different profiles exist addressing various use cases, but the core specification [SAML2.0] defines the main elements: the SAML assertion (a XML token type that can encode arbitrary attributes), and the SAML protocols for federated exchanges.

Typically, a User Agent (a.k.a. requester or client) requests access to a resource from a Relying Party (a.k.a. Service Provider) which in turn requests a SAML assertion from a trusted Identity Provider (a.k.a. SAML Authority). The User Agent is redirected to the Identity Provider to retrieve the SAML assertion (after authenticating to the Identity Provider in an unspecified manner) before passing it back to the Relying Party. Figure 6.3 illustrates the protocol flow.

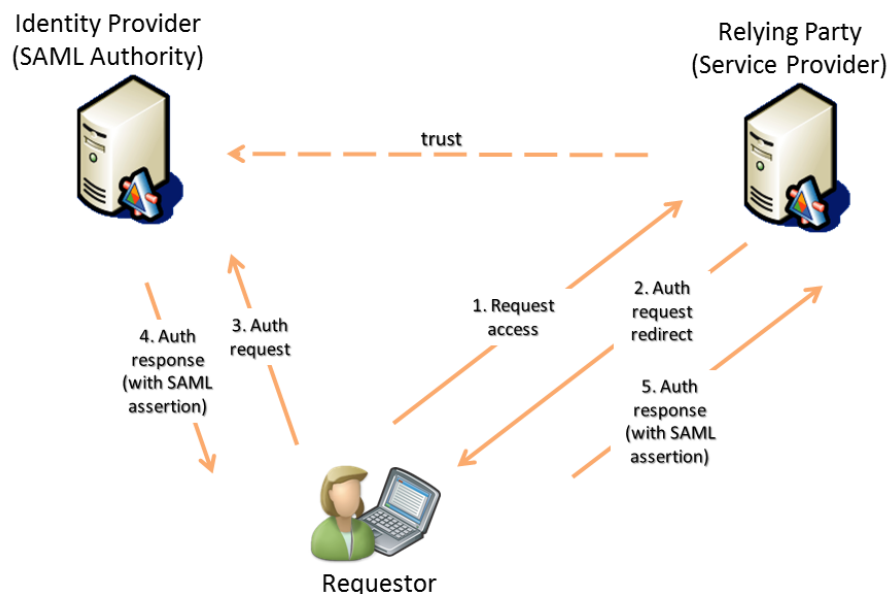


Figure 6.3 - SAML protocol flow

Contrary to WS-*, the SAML protocols only permit the use of the SAML assertion token type. Therefore, one needs to profile the SAML assertion in order to use the Privacy-ABC technologies with the SAML protocols. The SAML assertion schema defines an optional `ds:Signature` element used by the Identity Provider to certify the contents of the assertion. If used, it must be a valid XML Signature [XMLSignature]. This means that XML Signature must also be profiled to support ABC issuer signatures.⁵ The alternative would be to protect the SAML assertion using a custom external signature element.

ABC-based SAML assertions could be used in the SAML protocols in various ways. One example would be for the client to create a modified SAML assertion using a Privacy-ABC in response to a Relying Party's authentication request rather than fetching it in real-time from the Identity Provider (replacing steps 3 and 4 in the figure above). The assertion would contain the disclosed attributes, and encode the presentation token's cryptographic data in the SAML signature. Essentially, the SAML assertion would be an alternative token type to the ABC presentation token.

⁵ This could be achieved by applying the appropriate XML transforms on the assertions contents before interpreting them as input to the ABC protocols.

Additionally, the Identity Provider could issue an on-demand Privacy-ABC using the SAML protocol; this might require multiple roundtrips to accommodate the potentially interactive issuance protocol. Then the SAML assertion presented to the Relying Party would need to be created as explained above.

6.3 OpenID

OpenID is a federated protocol allowing users to present an identifier⁶ to Relying Parties by first authenticating to an OpenID Provider. The current specification, OpenID 2.0 [OpenID2.0], specifies the protocol. We illustrate the steps in Figure 6.4:

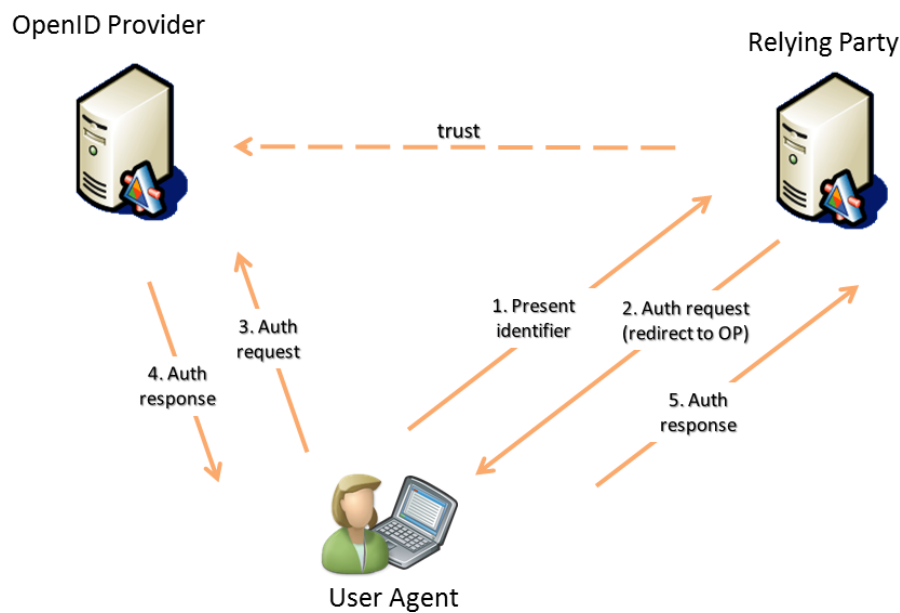


Figure 6.4 - OpenID protocol flow

We assume that the user has an existing OpenID identifier registered with an OpenID Provider.

1. To login to a Relying Party, the user presents her (unverified) OpenID identifier.
2. The Relying Party parses the identifier to discover the User's OpenID Provider and redirects the User Agent to it.
3. The user authenticates to the OpenID Provider; how this is achieved is out-of-scope of the OpenID specification (popular existing web deployments use usernames and passwords).
4. Upon successful authentication, the OpenID Provider redirects the User Agent to the Relying Party with a signed successful authentication message.
5. The Relying Party validates the authentication message using either a shared secret with the OpenID Provider or alternatively, by contacting the OpenID Provider directly.

OpenID follows a standard federated single sign-on model and therefore inherits the security and privacy problems of such systems. The OpenID specification describes in Section 15 some countermeasures against common concerns, but nonetheless, the systems remains vulnerable to active

⁶ the specification describe this as a URL or XRI (eXtensible Resource Identifier), but extensions used by popular deployments use email addresses.

attackers, especially to attacks originating from protocol participants (see, e.g., [IDCorner] for a summary of the issues).

Privacy-ABC technologies could be used to increase both the security and privacy of the protocol, and reduce the amount of trust needed on OpenID Providers. For example, certified or scope-exclusive pseudonyms derived from an ABC issued by an OpenID Provider could be used as local Relying Party identifiers, therefore providing unlinkability between the User's spheres of activities at different Relying Parties (using the Relying Party's URL as a scope string). The cryptographic data in the corresponding ABC presentation token would need to be encoded in extension parameters defined in an ABC profile.

A similar integration has been demonstrated in the PseudoID prototype [PseudoID], using Chaum's blind signatures [Cha82].

OpenID may also be used in attribute-based access scenarios. The OpenID Attribute Exchange [OIAE1.0] extension describes how Relying Party can request attributes of any type from the OpenID Provider by adding fetch parameters in the OpenID authentication message, and how an OpenID Provider can return the requested attributes in the response.

To generate an ABC-based response, the User Agent would create the OpenID response on behalf of the OpenID Provider using the contents of a presentation token, properly encoding the disclosed attributes using the OpenID Attribute Exchange formatting and by encoding the cryptographic evidence in custom attributes.

6.4 OAuth

OAuth is an authorization protocol that enables applications and devices to access HTTP⁷ services on behalf of users using delegated tokens rather than the users' main credentials. The current specification, OAuth 1.0, is specified in RFC 5849 [OAuth1.0].

The OAuth 2.0 [OAuth2.0] is now being developed by the IETF OAuth working group.⁸ This new version simplifies the base protocol and defines multiple profiles adapted for different scenarios. We will concentrate our discussion on this upcoming standard.

OAuth specifies four roles. Quoting from the spec:

- **resource owner:** an entity capable of granting access to a protected resource (e.g. end-user).
- **resource server:** the server hosting the protected resources, capable of accepting responding to resource requests using access tokens.
- **client:** an application making protected resource requests on behalf of the owner and with its authorization.
- **authorization server:** the server issuing access tokens to the client after successfully authenticating the resource owner and obtaining authorization.

An example scenario is as follows: an end-user (resource owner) can grant a printing service (client) access to her protected photos stored at a photo sharing service (resource server), without sharing her username and password with the printing service. Instead, she authenticates directly with a server trusted by the photo sharing service (authorization server) which issues the service delegation-specific credentials (access token).

A typical OAuth interaction is illustrated in Figure 6.5:

⁷ Using a transport protocol other than HTTP is undefined by the specification.

⁸ OAuth 2.0 evolved from the OAuth WRAP [OAuthWRAP] profile which has been deprecated.

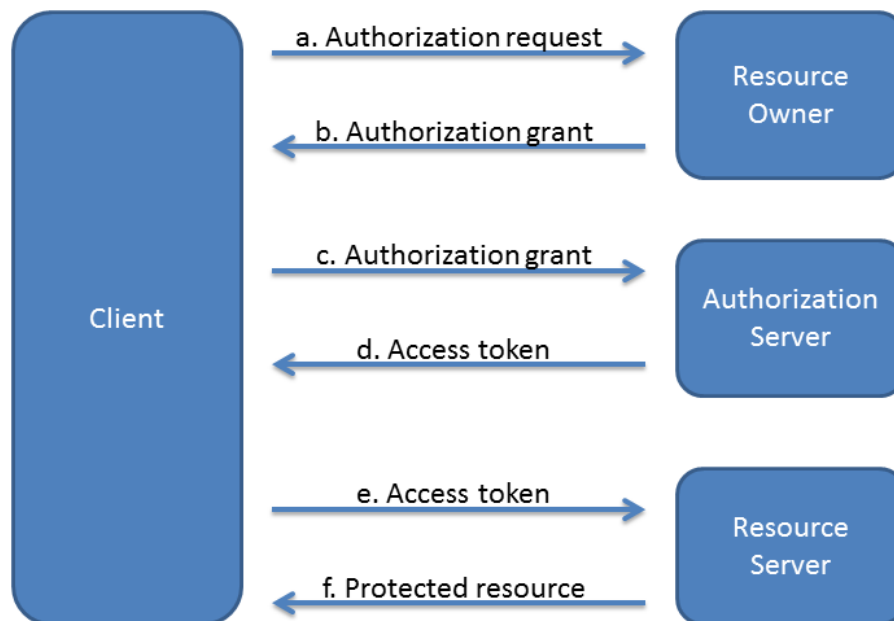


Figure 6.5 - OAuth 2.0 protocol flow

- a. The client requests authorization from the resource owner. The authorization request can be made directly to the resource owner (as shown), or preferably indirectly via the authorization server as an intermediary.
- b. The client receives an authorization grant which is a credential representing the resource owner's authorization, expressed using one of four grant types defined in this specification or using an extension grant type. The authorization grant type depends on the method used by the client to request authorization and the types supported by the authorization server.
- c. The client requests an access token by authenticating with the authorization server and presenting the authorization grant.
- d. The authorization server authenticates the client and validates the authorization grant, and if valid issues an access token.
- e. The client requests the protected resource from the resource server and authenticates by presenting the access token.
- f. The resource server validates the access token, and if valid, serves the request.

As we can see, two types of credentials are used in the protocol flow: the authorization grant and the access token. A Privacy-ABC could be used for either one, as we will describe in the following sections.⁹ The OAuth protocol flow does not allow presenting a dynamic policy to the client; if this functionality is needed, the policy would need to be obtained and processed at the application layer; otherwise, the application may use an implicit policy that drives the client's behaviour.

⁹ The OAuth specification does not describe how the resource owner authenticates the client before issuing the authorization grant. Conceptually, this could also be done using an ABC.

6.4.1 Authorization grant

The first step in the OAuth flow is for the client to request authorization from the resource owner and getting back an authorization grant. The OAuth specification defines four grant types (authorization code, implicit, resource owner password credentials, and client credentials) and provides an extension mechanism for defining new ones.

Although one could use the authorization code or the client credential grant types, the extension mechanism is better-suited to integrate ABC-based grants. How the Privacy-ABC is obtained by the client is out-of-scope of the OAuth flow. To present the Privacy-ABC to the authorization server, one could define a profile similar to the SAML assertion one [OAuthSAML2]. For example, the client could send the following access token request to the authorization server:

```
POST /token HTTP/1.1
Host: server.example.com
Content-Type: application/x-www-form-urlencoded;charset=UTF-8

grant_type=http://abc4trust.eu/oauth&abctoken=PEFzc2VydGlvbiBJc
3NlZUlc3RhbnQ9IjIwMTEtMDU[...omitted for brevity...]aG5TdGF0Z
```

where the `abctoken` parameter would contain an encoding of a presentation token (e.g., using a base64 encoding of the XML representation). As mentioned above, the policy driving the client's presentation behaviour would be dealt with at the application level (and might be fixed for an application).

6.4.2 Access token

An access token is issued by the authorization server to the client and later presented to the resource server. The format and contents of the access token is not defined in the OAuth specification, and therefore one could define a way to use a Privacy-ABC to create an access token. This can be done by defining a new access token type (as explained in Section 8.1 of [OAuth2.0]), or by encoding the presentation token content into an existing extensible token type, such as the JSON Web Token [JWT].¹⁰

Since access tokens are typically long-lived, the issuance of the Privacy-ABC can be done out-of-band of the OAuth protocol. It can also be done directly by the authorization server by embedding the issuance protocol messages in multiple access token request-response runs (in which case the returned "access tokens" would be the opaque issuance messages). When this process concludes, the client would be able to create a valid ABC-based access token.

To present the ABC access token, client computes a valid presentation token using an application-specific resource policy (obtained out-of-band or implicitly defined), encodes it in the right access token format, and includes it in the OAuth protected resources access request.

6.5 X.509 PKI

Most of the schemes presented in this chapter require online interactions with an Issuer to present attributes to a Relying Party. This provides flexibility about what can be disclosed to the Relying Party, but impacts the privacy vis-à-vis the Issuer (which typically learns where the attributes are presented). A Public Key Infrastructure (PKI) uses a different approach: PKI certificates encoding

¹⁰ The JSON Web Token format contains a set of attribute name and value pairs and corresponding metadata (including a digital signature identified by an algorithm identifier). This is supported by ABC technologies, but does not allow the representation of the most advanced features.

arbitrary attributes and issued to users are typically long-lived. The decoupling of the issuance and presentation protocols provides some privacy benefits to the user, but removes the minimal disclosure aspect. Indeed, a Verifier will learn everything that is encoded in a certificate even if a subset of the information would have been sufficient to make its access decision. The integration of Privacy-ABC technology is therefore desirable to provide these privacy benefits while offering the same security level as in PKI.

X.509 [X.509] is a popular PKI standard¹¹ that defines two types of credentials: public key and attribute certificates. A public key certificate contains a user public key associated to a secret private key, and other metadata (serial number, a validity period, a subject name, etc.) The certificate is signed by a Certificate Authority. An attribute certificate, also signed by the CA, is tied to a public-key certificate and can contain arbitrary attributes. Both types of certificates can also contain arbitrary extensions.

The X.509 protocol flow is as follows. The client starts by generating a key pair, and sends a certificate request that includes the generated public key to the Certificate Authority. The Certificate Authority creates, signs and returns the X.509 certificate to the client which stores it along with the associated private key. To authenticate to a Relying Party, the client later uses the certificate's private key to sign a Relying Party-specified challenge (either a random number or an application-specific message). The Relying Party verifies the signature and validates the certificate. This involves verifying the certificate's Certificate Authority signature, making sure that the Certificate Authority is a trusted issuer (is or is linked to a trusted root), and making sure that the certificate has not expired and is not revoked. Checking for non-revocation can be done by either checking that the certificate's serial number does not appear on a Certificate Revocation List (CRL), or by querying an Online Certificate Status Protocol (OCSP) responder.¹² See Figure 6.6.

¹¹ Other PKI systems exist, such as PGP [PGP]. We will not consider them in this document, but ABC integration would look similar.

¹² The mechanism and endpoint to be used are specified by the CA and encoded into the certificate.

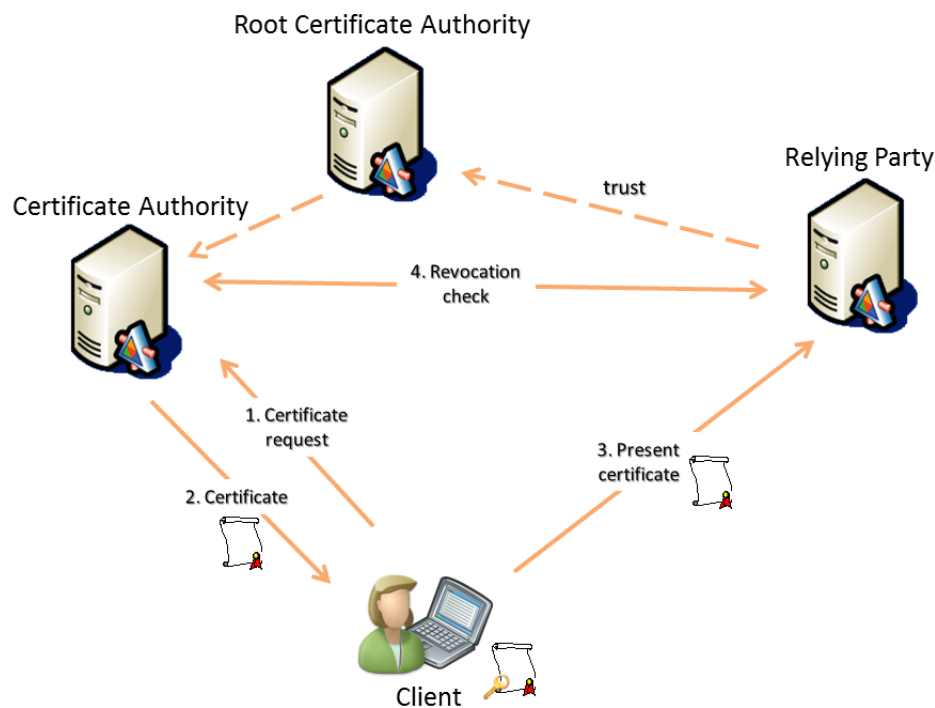


Figure 6.6 - X.509 protocol flow

Integrating Privacy-ABCs with X.509 certificates is possible and provides two immediate benefits:

- Long-lived certificates support minimal disclosure (only the relevant properties of encoded attributes are disclosed to the Relying Party rather than the full set of attributes), and
- The user's public key and the Certificate Authority signatures on the certificates are unlinkable (the Certificate Authority and the Relying Parties cannot track and trace the usage of the certificate based solely on these cryptographic values).

Two integration approaches are considered next. The first one consists of encoding the ABC artefacts' contents in X.509 artefacts using ABC-specific algorithm identifiers and extensions (i.e., the client would generate an X.509 certificate encoding the Privacy-ABC's contents at the end of the issuance protocol). Since the presentation protocol of an X.509 certificate is not specified, the presentation token artefact could be used almost as is, but including the modified X.509 certificate.

The second and preferred¹³ approach would be to transform an existing X.509 certificate into a Privacy-ABC that can be presented to various Relying Parties. The following example illustrates the concept: The protocol flow would be as follows:

1. The client visits the ABC issuer and presents her X.509 certificate.
2. After validating the certificate and its ownership by the User, the ABC Issuer issues a Privacy-ABC encoding the certificate's information into attributes:
 - a. The certificate's expiration date is encoded in an attribute.
 - b. The certificate's serial number is encoded as the revocation handle.
 - c. The revocation information (e.g., the CRL endpoint)¹⁴ is encoded in an attribute.

¹³ We claim that this approach is preferred because of the broad existing code base implementing X.509. It would be easier to develop an conversion module on top of existing X.509 components.

- d. The Certificate Authority identifier is encoded in an attribute.
 - e. The other certificate fields might also be encoded in the Privacy-ABC if they need to be presented to Relying Parties.
3. The client later presents the ABC to the Verifier, disclosing the following information:
 - a. Disclose the Certificate Authority identifier¹⁵ and revocation information attributes.
 - b. Prove that the underlying certificate is not expired by proving that the undisclosed expiration date is not before the current time.
 - c. Prove that the serial number does not appear on the current CRL (this can be achieved using repetitive negation proofs on the CRL elements).¹⁶
4. The Verifier would perform these validation steps (on top of the normal ABC validation):
 - a. Verify that the Certificate Authority is from a trusted set of issuers.
 - b. Retrieve the current CRL (using the disclosed revocation information) and verify the non-revocation proof.
 - c. Verify the non-expiration proof.

After these steps, the Verifier is convinced that the user possesses a valid (i.e., non-expired, non-revoked) X.509 certificate from a trusted Certificate Authority.

6.6 Integration summary

The systems presented above follow a similar federated pattern of a Relying Party requesting, through the user, login or attribute information from a trusted Identity Provider. In PKI and OAuth the certified information (certificate and access token, respectively) are typically obtained in advance and reused over time, while in the other systems, the information is retrieved on-demand from the Identity Provider.

These architectures have some security, privacy, and scalability challenges that might be problematic in some scenarios:

- The Identity Provider can often access the Relying Party using a user's identity without the user's knowledge. This is trivial in systems where the Identity Provider creates the pseudonym (like in SAML, OpenID, OAuth, WS-Federation). In systems where a user secret is employed (like in PKI, or in some WS-Trust profiles), this is more complicated but still could be possible.¹⁷ Moreover, Identity Providers can also selectively deny access to users by refusing to issue security tokens (discriminating on the requesting user or requested service).
- For authentication depending on knowledge of a user secret (e.g., username/password), phishing attacks on the credential provided to the Identity Provider result in malicious access to all Relying Parties that accept that identity.

¹⁴ This example uses a CRL as the revocation mechanism. Using OCSP would also be possible by having the client prove to the OCSP responder directly that the ABC is not revoked, and presenting a freshly issued "receipt" to the Relying Party.

¹⁵ Alternatively, the client could prove that the CA is from a trusted set specified by the Verifier.

¹⁶ Alternatively, an ABC Revocation Authority could create an accumulator for the revoked values.

¹⁷ As an example, in PKI, a Certificate Authority would not be able to re-issue a valid certificate containing the user's public key, but could re-issue one with a matching serial number and subject and key identifiers often used for user authentication.

- Strong authentication to the Identity Provider is often supported (including multi-factor asymmetric-based authentication), but the resulting security tokens (e.g., SAML assertion, OAuth access token, OpenID authentication response) are typically weaker software-only bearer token which can be intercepted and replayed by adversaries.
- The Identity Provider typically learns which Relying Party the user is trying to access. For on-demand security token issuance, this information is often provided to the Identity Provider in order to protect the security token (e.g., to encrypt it for the Relying Party) or to redirect the user to the right location. When security tokens are long-lived (like in PKI), this information is still available if the Identity Providers and Relying Parties compare notes (since signatures on security tokens generated using conventional cryptography are traceable).
- Central Identity Providers in on-demand federated systems limit the scalability of the systems because if they are offline, users will not be able to access any Relying Parties. This makes them interesting targets for denial of service attacks.

Privacy-ABC technologies help alleviate these issues by increasing the security, privacy, and scalability of these systems. Indeed:

- Since Privacy-ABCs are by default untraceable, even when obtained on-demand, Identity Providers are not able to track and trace the usage of the users' information.
- Since Privacy-ABCs can be obtained in advance and stored by the user while still being able to disclose the minimal amount of information needed for a particular transaction, the real-time burden of the issuer is diminished, improving scalability.
- Since Privacy-ABCs are based on asymmetric cryptography, presenting login pseudonyms and certified attributes involve using a private key unknown to the Issuer, meaning that the Identity Provider (or another adversary) is unable to hijack the user's identity at a particular Relying Party.

Privacy-ABC technologies offer a wide range of features; not all of them trivially compatible with the systems presented in this chapter. The important point is that Privacy-ABC technologies offer a superset of the functionality and of the security/privacy/scalability characteristics of these systems. Protocol designers and architects can therefore pick and choose which features and characteristics they would like to use to improve existing systems or their future revisions.

It is also important to note that Privacy-ABC technologies can be used in conjunction with these frameworks, since many real-life applications won't have the luxury to modify the existing standards and development libraries. Most of the privacy concerns occur in cross-domain data sharing, i.e., when information travels from one domain to another. Therefore, an ABC "proxy" can be used as a privacy filter between domains using well-known federated token transformer pattern (such as the WS-Trust STS). This is useful to avoid modifying legacy applications and infrastructure, and still benefit from the security and privacy properties of Privacy-ABC technologies.

Appendix A - On the use of Security Levels

The current revision of the ABCE API introduces the concept of “security levels”, which makes the underlying cryptographic mechanisms (i.e. key sizes) more transparent to developers and system designers. In fact we believe that users will find these security levels more useful than specific key sizes for various cryptographic schemes when seeking answers to questions like “If I want my system to be protected against this XYZ attack, what security level should I use?” This is especially true in the case of ABC4Trust, given the fact that a preliminary threat analysis has already taken place.

To aid users of the ABCE API in choosing a security level that is adequate for their needs, we introduce some basic guidelines in Table A.1 based on the ECRYPT II recommendations [Smart11]. When choosing a security level through the ABCE API, the ABCE will generate the actual cryptographic keys for the selected scheme, of a size corresponding to the chosen security level. The table also shows the corresponding security level in bits for a symmetric encryption scheme (such as AES), which is a security metric many developers and system designers are already familiar with.

Table A.1 - Security Levels (asymmetric equivalent) based on ECRYPT II

Asymmetric Security (bits)	Protection	Comment
-	Attacks in “real-time” by individuals.	Only acceptable for auth. Tag size
816	Very short-term protection against small organizations.	Should not be used for confidentiality in new systems.
1008	Short-term protection against medium organizations, medium-term protection against small organizations.	
1248	Very short-term protection against agencies, long term protection against small organizations.	Smallest general-purpose level, ≤ 4 years protection.
1776	Legacy standard level.	Approx. 10 years protection.
2432	Medium-term protection.	Approx. 20 years protection.
3248	Long-term protection.	Good, generic application independent recommendation (approx. 30 years protection).
15424	“Foreseeable future”	Good protection against quantum computers unless Shor's algorithm applies.

Glossary

Attribute

A piece of information, possibly certified by a credential, describing a characteristic of a natural person or entity, or of the credential itself. An attribute consists of an attribute type determining the semantics of the attribute (e.g., first name) and an attribute value determining its contents (e.g., John).

Certified pseudonym

A verifiable pseudonym based on a user secret that also underlies an issued credential. A certified pseudonym is established in a presentation token that also demonstrates possession of a credential bound to the same User (i.e., to the same user secret) as the pseudonym.

Credential

A list of certified attributes issued by an Issuer to a User. By issuing a credential, the Issuer vouches for the correctness of the contained attributes with respect to the User.

Credential specification

A data artifact specifying the list of attribute types that are encoded in a credential.

Data Controller

“‘Controller’ shall mean the natural or legal person, public authority, agency or any other body which alone or jointly with others determines the purposes and means of the processing of personal data...”, Art. 2 (d) of Directive 95/46/EC. In the area of Privacy-ABCs the Issuer, Verifier, the Revocation Authority and the Inspector are Data Controllers with the respective duties arising from the law.

Data Processor

“‘Processor’ shall mean a natural or legal person, public authority, agency or any other body which processes personal data on behalf of the controller“, Art. 2 (e) of Directive 95/46/EC. Data Controllers processes personal data on behalf of the data Controller.

Data Subject

A data subject is an identified or identifiable natural person, Art. 2 (a) of Directive 95/46/EC. In the area of Privacy-ABCs the User and any other natural person of which personal data is processed is a data subject. Data subjects have data subjects’ rights assigned such as the right of access, rectification, erasure and blocking, Art. 12 of Directive 95/46/EC.

Device binding

An optional credential feature whereby the credential is bound to a strong secret embedded in a dedicated hardware device so that any presentation token involving the credential requires the presence of the device.

Inspection

An optional feature allowing a presentation token to be de-anonymized by a dedicated Inspector. At the time of creating the presentation token, the User is aware (through the presentation policy) of the identity of the Inspector and the valid grounds for inspection.

Inspection grounds

The circumstances under which a Verifier may ask an Inspector to trace the User who created a given presentation token.

Inspection Requester

Entity requesting an inspection from the Inspector, asserting that inspection is compliant with the inspection grounds specified or is legally required. In most cases this will be the Verifier, but also may be the police, or other legally authorized entity.

Inspector

A trusted entity that can trace the User who created a presentation token by revealing attributes from the presentation token that were originally hidden from the Verifier.

Issuance key

The Issuer's secret cryptographic key used to issue credentials.

Issuer

The party who vouches for the validity of one or more attributes of a User, by issuing a credential to the User.

Issuer parameters

A public data artifact containing cryptographic and other information by means of which presentation tokens derived from credentials issued by the Issuer can be verified.

Linkability

See *unlinkability*.

Personal data

“‘Personal data’ shall mean any information relating to an identified or identifiable natural person ('data subject'); an identifiable person is one who can be identified, directly or indirectly, in particular by reference to an identification number or to one or more factors specific to his physical, physiological, mental, economic, cultural or social identity”, Art. 2 (a) of Directive 95/46/EC. Within this deliverable personal data is the terminology used for legal considerations. See also *Personally Identifiable Information*.

Personally Identifiable Information (PII)

Personally Identifiable Information is defined as any information about an individual maintained by an [entity], including any information that can be used to distinguish or trace an individual's identity, such as name, social security number, date and place of birth, and any other information that is linked or linkable to an individual ([NIST10] p. 2-1). PII is a widely used terminology for *personal data* in the domain of information security. Within this document PII is used in relation to information security.

Presentation policy

A policy created and published by a Verifier specifying the class of presentation tokens that the Verifier will accept. The presentation policy contains, among other things, which credentials from which Issuers it accepts and which information a presentation token must reveal from these credentials.

Presentation token

A collection of information derived from a set of credentials, usually created and sent by a User to authenticate to a Verifier. A presentation token can contain information from several credentials, reveal attribute values, prove that attribute values satisfy predicates, sign an application-specific message or nonce or support advanced features such as pseudonyms, device binding, inspection, and revocation. The presentation token consists of the presentation token description, containing a technology-agnostic description of the revealed information,

and the presentation token evidence, containing opaque technology-specific cryptographic parameters in support of the token.

Pseudonym

See *verifiable pseudonym*.

Pseudonym scope

A string provided in the Verifier's presentation policy as a hint to the User which previously established pseudonym she can use, or to which a new pseudonym should be associated. A single User (with a single user secret) can generate multiple verifiable or certified pseudonyms for the same scope string, but can only generate a single scope-exclusive pseudonym.

Revocation

The act of withdrawing the validity of a previously issued credential. Revocation is performed by a dedicated Revocation Authority, which could be the Issuer, the Verifier, or an independent third party. Which Revocation Authorities must be taken into account can be specified by the Issuer in the issuer parameters (Issuer-driven revocation) or by the Verifier in the presentation policy (Verifier-driven revocation).

Revocation Authority

The entity in charge of revoking credentials. The Revocation Authority can be an Issuer, a Relying Party, or an independent entity. Multiple Issuers or Verifiers may rely on the same Revocation Authority.

Revocation information

The public information that a Revocation Authority publishes every time a new credential is revoked or at regular time intervals to allow Verifiers to check that a presentation token was not derived from revoked credentials.

Revocation parameters

The public information related to a Revocation Authority, containing cryptographic information as well as instructions where and how the most recent revocation information and non-revocation evidence can be obtained. The revocation parameters are static, i.e., they do not change every time a new credential is revoked or at regular time intervals like the revocation information and non-revocation evidence (may) do.

Non-revocation evidence

The User-specific or credential-specific information that the user agent maintains, allowing it to prove in presentation tokens that the credential was not revoked. The non-revocation evidence may need to be updated either at regular time intervals or when new credentials are revoked.

Scope

See *pseudonym scope*.

Scope-exclusive pseudonym

A certified pseudonym that is guaranteed to be cryptographically unique per scope string and per user secret. Meaning, from a single user-bound credential, only a single scope-exclusive pseudonym can be generated for the same scope string.

Traceability

See *untraceability*.

Unlinkability

The property that different actions performed by the same User, in particular different presentation tokens generated by the same User, cannot be linked to each other as having originated from the same User.

Untraceability

The property that an action performed by a User cannot be traced back to her identity. In particular, the property that a presentation token generated by a User cannot be traced back to the issuance of the credential from which the token was derived.

User

The human entity who wants to access a resource controlled by a verifier and obtains credentials from Issuers to this end.

User agent

The software entity that represents the human User and manages her credentials.

User binding

An optional credential feature whereby the credential is bound to an underlying user secret. By requiring multiple credentials to be bound to the same user secret, one can prevent Users from “pooling” their credentials.

User secret

A piece of secret information known to a User (either a strong random secret or a human-memorizable password or PIN code) underlying one or more issued credentials or pseudonyms. A presentation token involving a pseudonym or a user-bound credential implicitly proves knowledge of the underlying user secret.

Verifiable pseudonym

A public identifier derived from a user secret allowing a User to voluntarily link different presentation tokens created by her or to re-authenticate under a previously established pseudonym by proving knowledge of the user secret. Multiple unlinkable pseudonyms can be derived from the same user secret.

Verifier

The party that protects access to a resource by verifying presentation tokens to check whether a User has the requested attributes. The Verifier only accepts credentials from Issuers that it trusts.

Acronyms

ABCs

Attribute Based Credentials

ABCE

ABC Engine

CA

Certificate Authority

CE

Crypto Engine

ENISA

European Network and Information Security Agency

FP7

Framework Programme 7

HTTP

Hypertext Transfer Protocol

HTTPS

HyperText Transfer Protocol Secure (HTTP secured by TLS or SSL)

ID

Identifier

Idemix

IBM Identity Mixer

ICT

Information and Communications Technology

IdM

Identity Manager

ISO

International Organisation for Standardisation

IdSP

Identity Service Provider

PET

Privacy Enhancing Technology

PRIME

Privacy and Identity Management for Europe

PrimeLife

	Privacy and Identity Management in Europe for Life
PIN	Personal Identification Number
RP	Relying Party
SCI	Smartcard Interface
SSL	Secure Sockets Layer
STS	Secure Token Service
TLS	Transport Layer Security
URI	Uniform Resource Identifier
XML	eXtensible Markup Language

Bibliography

- [Art29WP114] Article 29 Working Party, *Working document on a common interpretation of Article 26(1) of Directive 95/46/EC of 24 October 1995*, Adopted on 25 November 2005, online: http://ec.europa.eu/justice/policies/privacy/docs/wpdocs/2005/wp114_en.pdf.
- [Art29WP118] Article 29 Working Party, *Opinion 15/2011 on the definition of consent* Adopted on 13 July 2011, online: http://ec.europa.eu/justice/policies/privacy/docs/wpdocs/2011/wp187_en.pdf.
- [Art29WP169] Article 29 Working Party, *Opinion 1/2010 on the concepts of 'controller' and 'processor'* Adopted on 16 February 2010, online: http://ec.europa.eu/justice/policies/privacy/docs/wpdocs/2010/wp169_en.pdf.
- [BCGS09] Patrik Bichsel, Jan Camenisch, Thomas Groß, and Victor Shoup. Anonymous credentials on a standard java card. In *Proceedings of the 16th ACM conference on Computer and communications security*, CCS '09, pages 600–610, New York, NY, USA, 2009. ACM.
- [BDDD07] Stefan Brands, Liesje Demuynck, and Bart De Decker. A practical system for globally revoking the unlinkable pseudonyms of unknown users. In *Proceedings of the 12th Australasian conference on Information security and privacy*, ACISP'07, pages 400–415, Berlin, Heidelberg, 2007. Springer-Verlag.
- [Bra93] Stefan Brands. Untraceable off-line cash in wallets with observers (extended abstract). In *CRYPTO*, pages 302–318, 1993.
- [Bra00] Stefan A. Brands. *Rethinking Public Key Infrastructures and Digital Certificates: Building in Privacy*. MIT Press, Cambridge, MA, USA, 2000.
- [BT08] Deutscher Bundestag, “Drucksache 16/10489: Entwurf eines Gesetzes über Personalausweise und den elektronischen Identitätsnachweis sowie zur Änderung weiterer Vorschriften”, Berlin, Germany 2008.
- [Cam06] Jan Camenisch. Protecting (anonymous) credentials with the trusted computing group’s TPM v1.2. In *SEC*, pages 135–147, 2006.
- [CCS08] Jan Camenisch, Rafik Chaabouni, and Abhi Shelat. Efficient protocols for set membership and range proofs. In *ASIACRYPT*, pages 234–252, 2008.
- [CG08] Jan Camenisch and Thomas Groß. Efficient attributes for anonymous credentials. In *ACM Conference on Computer and Communications Security*, pages 345–356, 2008.
- [CHK+06] Jan Camenisch, Susan Hohenberger, Markulf Kohlweiss, Anna Lysyanskaya, and Mira Meyerovich. How to win the clonewars: efficient periodic n-times anonymous authentication. In *ACM Conference on Computer and Communications Security*, pages 201–210, 2006.
- [CHL06] Jan Camenisch, Susan Hohenberger, and Anna Lysyanskaya. Balancing accountability and privacy using e-cash (extended abstract). In *SCN*, pages 141–155, 2006.
- [CKS09] Jan Camenisch, Markulf Kohlweiss, and Claudio Soriente. An accumulator based on bilinear maps and efficient revocation for anonymous credentials. In *Public Key Cryptography*, pages 481–500, 2009.
- [CKL+11] Jan Camenisch, Ioannis Krontiris, Anja Lehmann, Gregory Neven, Christian Paquin, Kai Rannenberg, and Harald Zwingelberg. D2.1 Architecture for attribute-based credential technologies - version 1. <https://abc4trust.eu/index.php/pub/results/107-d21architecturev1>, 2011.
- [CL01] Jan Camenisch and Anna Lysyanskaya. An efficient system for non-transferable anonymous credentials with optional anonymity revocation. In *EUROCRYPT*, pages 93–118, 2001.
- [CL02] Jan Camenisch and Anna Lysyanskaya. Dynamic accumulators and application to efficient revocation of anonymous credentials. In *CRYPTO*, pages 61–76, 2002.

- [CL04] Jan Camenisch and Anna Lysyanskaya. Signature schemes and anonymous credentials from bilinear maps. In *CRYPTO*, pages 56–72, 2004.
- [CS03] Jan Camenisch and Victor Shoup. Practical verifiable encryption and decryption of discrete logarithms. In *CRYPTO*, pages 126–144, 2003.
- [Cha82] David Chaum. Blind signatures for untraceable payments. In *CRYPTO*, pages 199–203, 1982.
- [Cha85] David Chaum. Security without identification: Transaction systems to make big brother obsolete. *Commun. ACM*, 28(10):1030–1044, 1985.
- [DEF11] Digital Enlightenment Forum, *The Future of European Electronic Identity Management*, Position Paper, 31 October 2011, Paris, France.
- [ENISA09] European Network and Information Security Agency, *Privacy Features of European eID Card Specifications*, Position Paper, February 2009, <http://www.enisa.europa.eu/act/it/privacy-and-trust/eid/eid-cards-en>
- [FP11] Walter Fumy and Manfred Paeschke, editors. *Handbook of eID Security: Concepts, Practical Experiences, Technologies*. John Wiley And Sons, February 2011.
- [HoSch11] Leif-Erik Holtz, Jan Schallaböck. Legal Policy Mechanisms. In Jan Camenisch, Simone Fischer-Hübner, Kai Rannenberg, editors, *Privacy and Identity Management for Life*, 343354, Springer Heidelberg, 2011.
- [IDCorner] Stefan Brands, The ID Corner blog. The problem(s) with OpenID. <http://www.untrusted.ca/cache/openid.html>.
- [IMI1.0] OASIS Standard. Identity Metasystem Interoperability Version 1.0. 1 July 2009. <http://docs.oasis-open.org/imi/identity/v1.0/identity.html>
- [JWT] JSON Web Token (JWT). draft-jones-json-web-token-05. <http://www.ietf.org/id/draft-jones-json-web-token-05.txt>
- [Ngu05] Lan Nguyen. Accumulators from bilinear pairings and applications. In *CT-RSA*, pages 275–292, 2005.
- [OAuth1.0] The OAuth 1.0 Protocol. <http://tools.ietf.org/html/rfc5849>
- [OAuth2.0] The OAuth 2.0 Authorization Protocol. <http://tools.ietf.org/html/draft-ietf-oauth-v2> (draft version 22 at time of writing)
- [OAuthSAML2] Mortimore, C., "SAML 2.0 Bearer Assertion Profiles for OAuth 2.0", draft-ietf-oauth-saml2-bearer-08 (work in progress), August 2011.
- [OAuthWRAP] OAuth Web Resource Authorization Profiles. January 15, 2010. <http://tools.ietf.org/html/draft-hardt-oauth-01>
- [OIAE1.0] OpenID Attribute Exchange 1.0. December 5, 2007. http://openid.net/specs/openid-attribute-exchange-1_0.html
- [OpenID2.0] OpenID Authentication 2.0. December 5, 2007. http://openid.net/specs/openid-authentication-2_0.html
- [PseudoID] Arkajit Dey, Stephen Weis. PseudoID: Enhancing Privacy in Federated Login. <http://research.google.com/pubs/pub36553.html>.
- [RFC2119] Scott Bradner. RFC 2119: Key words for use in RFCs to Indicate Requirement Levels, March 1997. <http://www.rfc-editor.org/rfc/rfc2119.txt>
- [SAML2.0] OASIS, Assertions and Protocols for the OASIS Security Assertion Markup Language (SAML) V2.0. 15 March 2005. <http://docs.oasis-open.org/security/saml/v2.0/saml-core-2.0-os.pdf>.
- [Smart11] Smart N. (ed.). "ECRYPT II Yearly Report on Algorithms and Keysizes (2010-2011)". Katholieke Universiteit Leuven (KUL). Deliverable SPA-17. rob June, 2011. Online: <http://www.ecrypt.eu.org/documents/D.SPA.17.pdf>

- [UPWTP] U-Prove WS-Trust Profile V1.0. March 2011. <http://www.microsoft.com/u-prove>.
- [WS-Trust14] OASIS Standard. WS-Trust 1.4, February 2nd 2009. <http://docs.oasis-open.org/ws-sx/ws-trust/v1.4/ws-trust.html>.
- [WSFed] OASIS. Web Services Federation Language (WS-Federation) Version 1.2. OASIS Standard. 22 May 2009. <http://docs.oasis-open.org/wsfed/federation/v1.2/os/ws-federation-1.2-spec-os.html>
- [WSSecPol] OASIS. WS-SecurityPolicy 1.2. 30 April 2007. <http://docs.oasis-open.org/ws-sx/ws-securitypolicy/200702/ws-securitypolicy-1.2-spec-cs.html>
- [WSTrust] OASIS. WS-Trust 1.4. 2 February 2009. <http://docs.oasis-open.org/ws-sx/ws-trust/v1.4/os/ws-trust-1.4-spec-os.html>
- [X509] ITU-T. X.509 : Information technology – Open systems interconnection – The Directory: Public-key and attribute certificate frameworks. <http://www.itu.int/rec/T-REC-X.509/en>
- [XACML20] OASIS Standard. eXtensible Access Control Markup Language (XACML) Version 2.0, February 1, 2005. http://docs.oasis-open.org/xacml/2.0/access_control-xacml-2.0-core-spec-os.pdf
- [XMLSchema2] W3C Recommendation, XML Schema Part 2: Datatypes Second Edition, 28 October 2004. <http://www.w3.org/TR/2004/REC-xmlschema-2-20041028/>.
- [XMLSignature] D. Eastlake et al. XML-Signature Syntax and Processing. World Wide Web Consortium, February 2002. <http://www.w3.org/TR/xmlsig-core/>.
- [Zwi11] Harald Zwingelberg. Necessary processing of personal data: The need-to-know principle and processing data from the new german identity card. In Simone Fischer-Hbner, Penny Duquenoy, Marit Hansen, Ronald Leenes, and Ge Zhang, editors, *Privacy and Identity Management for Life*, volume 352 of *IFIP Advances in Information and Communication Technology*, pages 151–163. Springer Boston, 2011.